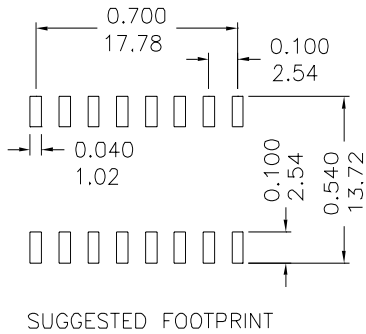
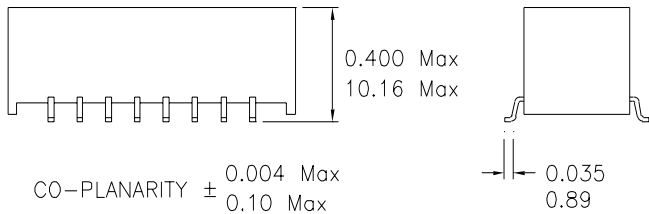
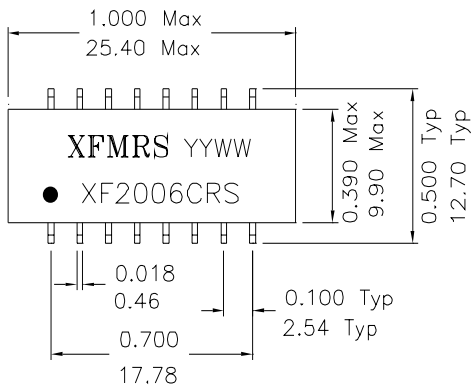
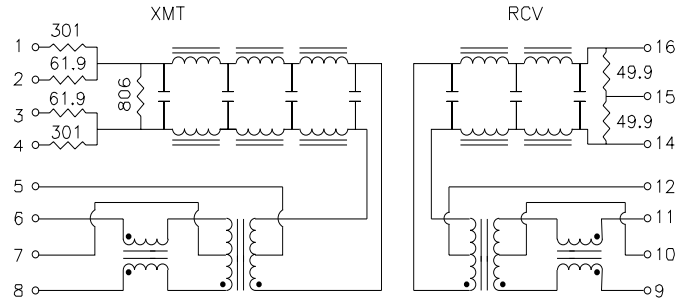


1. Dimensions:



2. Schematic:



3. Electrical Specifications: @25°C

HIPOT: 1500VAC

Insertion Loss (1-10MHz): -1.0dB Maximum

INBAND VARIATION: 0.30dB Maximum

Return Loss (1-10MHz): -20dB Minimum

Cross Talk (1-10MHz): -30dB Minimum

*Attenuation @30MHz

Transmit -27dB Minimum

Receive -18dB Minimum

Cut off Frequency: 17MHz Typical

Turns Ratio: 1CT:1CT (XMT & RCV)

Nominal Input Impedance: 100 ohms (XMT)

Nominal Input Impedance: 100 ohms (RCV)

DOC. REV A/1

XFMRs Inc.	Title: 10 BASE - T FILTER		
	UNLESS OTHERWISE SPECIFIED	P/N: XF2006CRS	REV. A
TOLERANCES: .xxx ±0.010	DWN.	廖玉坤	Sep-23-99
Dimensions in Inch	CHK.	李清儿	Sep-23-99
SCALE 1.5:1 SHT 1 OF 1	APP.	Joe Huff	Sep-23-99

THIS DOCUMENT IS STRICTLY NOT ALLOWED TO BE DUPLICATED WITHOUT AUTHORIZATION