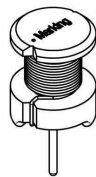
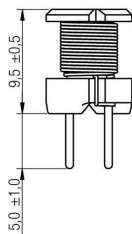
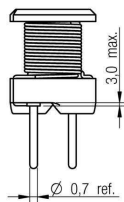
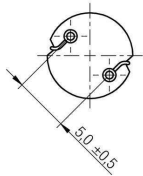


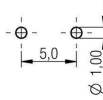


A Dimensions: [mm]



Scale - 2:1

B Recommended land pattern: [mm]



Scale - 2:1

C Schematic:



D Electrical Properties:

Properties	Test conditions		Value	Unit	Tol.
Inductance	1 kHz/ 250 mV	L	180	µH	±10%
Rated current	ΔT = 40 K	I _R	1.0	A	max.
Saturation current	ΔL/L < 10%	I _{sat}	1.1	A	typ.
DC Resistance		R _{DC}	0.39	Ω	max.
DC Resistance		R _{DC}	0.287	Ω	typ.
Self resonant frequency		f _{res}	3.8	MHz	typ.

E General information:

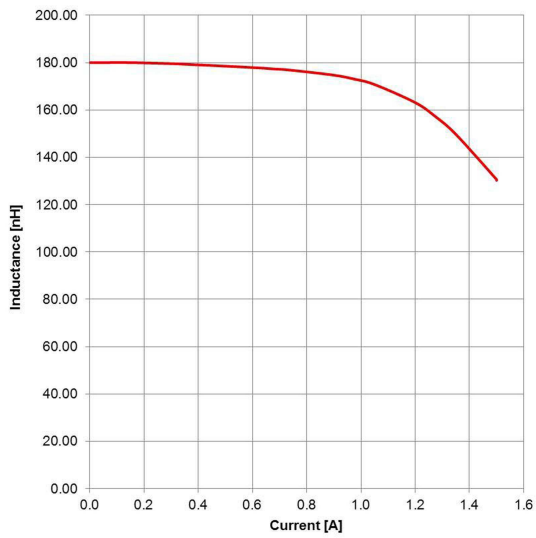
It is recommended that the temperature of the part does not exceed 125°C under worst case operating conditions.
 Ambient temperature: -40°C to +85°C (referring to I_R)
 Operating temperature: -40°C to +125°C
 Storage temperature (on tape & reel): -20°C to +40°C; 75% RH max.
 Test conditions of Electrical Properties: 20°C, 33% RH
 if not specified differently

REV	DATE	BY	CHECKED	Projection	DESCRIPTION
9.1	2012-10-29	SSt	COt	 Würth Elektronik eiSos GmbH & Co. KG EMC & Inductive Solutions Max-Eyth-Str. 1 74638 Waldenburg Germany Tel. +49 (0) 79 42 945 - 0 www.we-online.com eiSos@we-online.com	WE-TI Radial Leaded Wire Wound Inductor
9.0	2012-08-27	SSt	CZ		
8.0	2009-02-26	CZ			
Order - No.			SIZE		
				7447720181	A4
				Size: 8095	

This electronic component has been designed and developed for usage in general electronic equipment only. This product is not authorized for use in equipment where a higher safety standard and reliability standard is especially required or where a failure of the product is reasonably expected to cause severe personal injury or death, unless the parties have executed an agreement specifically governing such use. Moreover Würth Elektronik eiSos GmbH & Co.KG products are neither designed nor intended for use in areas such as military, aerospace, aviation, nuclear control, submarine, transportation (automotive control, train control, ship control), transportation signal, disaster prevention, medical, public information network etc.. Würth Elektronik eiSos GmbH & Co. KG must be informed about the intent of such usage before the design-in stage. In addition, sufficient reliability evaluation checks for safety must be performed on every electronic component which is used in electrical circuits that require high safety and reliability functions or performance.



F Typical Inductance vs. Current Characteristics:

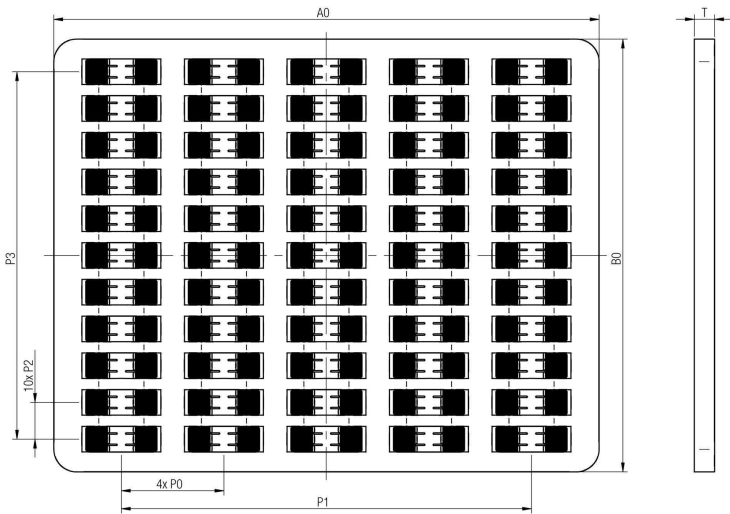


				Projection		DESCRIPTION
						WE-TI Radial Leaded Wire Wound Inductor
				Würth Elektronik eiSos GmbH & Co. KG EMC & Inductive Solutions Max-Eyth-Str. 1 74638 Waldenburg Germany Tel. +49 (0) 79 42 945 - 0 www.we-online.com eiSos@we-online.com		Order - No. 7447720181
9.1	2012-10-29	SSt	CDt			COMPLIANT RoHS&REACH WÜRTH ELEKTRONIK
9.0	2012-08-27	SSt	CZ			SIZE A4
8.0	2009-02-26	CZ				Size: 8095
REV	DATE	BY	CHECKED			

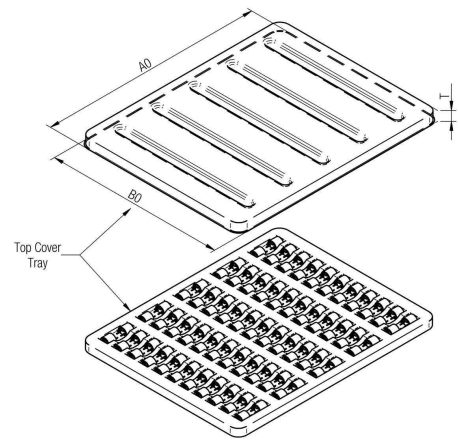
This electronic component has been designed and developed for usage in general electronic equipment only. This product is not authorized for use in equipment where a higher safety standard and reliability standard is especially required or where a failure of the product is reasonably expected to cause severe personal injury or death, unless the parties have executed an agreement specifically governing such use. Moreover Würth Elektronik eiSos GmbH & Co. KG products are neither designed nor intended for use in areas such as military, aerospace, aviation, nuclear control, submarine, transportation (automotive control, train control, ship control), transportation signal, disaster prevention, medical, public information network etc. Würth Elektronik eiSos GmbH & Co. KG must be informed about the intent of such usage before the design-in stage. In addition, sufficient reliability evaluation checks for safety must be performed on every electronic component which is used in electrical circuits that require high safety and reliability functions or performance.



G Packaging Specification: [mm]



size	A0		B0		P0		P1		P2		P3		T		Tray	VPE / packaging unit
	tolerance	typ.	typ.	ref.	ref.	ref.	ref.	ref.	ref.	ref.	ref.	ref.	ref.			
6065	193,00	243,00	26,50	132,50	11,00	207,00	8,00								PET	120
8055	183,00	243,00	28,00	112,00	15,50	201,50	9,50									140
8075	193,00	243,00	19,00	131,20	17,00	222,00	9,50									140
8095	193,00	243,00	19,00	131,20	17,00	222,00	9,50									140
8012	243,00	193,00	34,50	188,00	17,00	161,50	11,00									100
8012B	193,00	243,00	25,00	150,80	14,50	217,50	10,00									100
1014	243,00	193,00	51,00	174,00	17,00	163,00	11,00									80



size	A0		B0		T		Top Cover
	tolerance	typ.	typ.	ref.	typ.	ref.	
6065	194,00	244,00	8,00				PET
8055	184,00	244,00	9,50				
8075	194,00	244,00	8,00				
8095	194,00	244,00	8,00				
8012	244,00	194,00	11,00				
8012B	194,00	244,00	10,00				
1014	244,00	194,00	11,00				

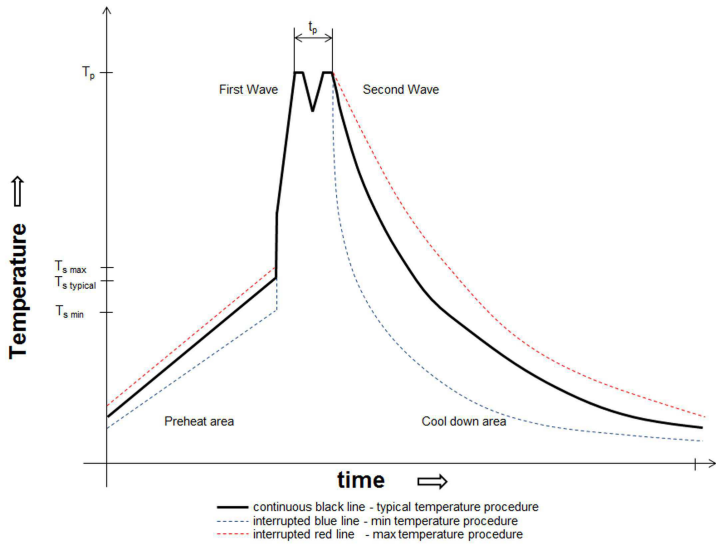
				Projection	WE-TI Radial Leaded Wire Wound Inductor	
				01 LIAI PSLLO FR NO IS () 02 ODE JUV AMIUP 03 IZ SIA 04 0B OEBAC 05 BZ 06 R QM ID 07 QM ID	7447720181 COMPLIANT WÜRTH ELEKTRONIK	
					4 &	
					JFI	

TODIPPSIDIO ID MDO ID EXP EIBER ID ERMAMESG ID POU FIBISSNIPSSIDIDMIF UN JWBWIS PSIDE TUD BURISRG IV QMIF UN X IS BI SI BRGOLU BE ID BSMIOMIT BE UOF JMDMIFSES SP X IS BSMIFSP PURDIE TUIS BY IDZAVOUEU FUND ID FIVASSQ NEO OMMSSHIE QMIF FUSIFU BAVIF VEU QMIF UN ID JMBELZM BAVILO ID FV FRESW ID LIAI PSLLO FR NO ID PSIDE ISBID ID EIBER SO OPU ESSE IV OIBR ID ID ISBLES EIBER SUB JUMBO SIBESU ID BUISIBU SOUJUPG PU RUMIIPSSIDIE BBU OIT BBSUTIBU SOUJUPMID JEBU FSDZAVUP RIBED DMIC QRG ID BUIPOUR DIF ID LIAI PSLLO FR () ID UN ISSEG BURB FUBIFU ID ID ID FIFSGS FU BUIT OIBT FIC BUEIPQVMSD BSMIOMIFMUPMID SFG BRZLUN ESSEG ID PAV ZMIFPSIDIO ID MDO ID TIEV QMIF MESSIDIO BUI ISAFIS ID BRZLUB BSMIOMIDG IDP SPSISG ID ID



H Soldering Specifications:

H4: Classification Wave Soldering Profile:



H5: Classification Wave Profile

Profile Feature	Pb-Free Assembly	Sn-Pb Assembly
Preheat - Temperature Min (T_{smin}) - Temperature Typical ($T_{stypical}$) - Temperature Max (T_{smax}) - Time (t_s) from (T_{smin} to T_{smax})	100°C 120°C 130°C 70 seconds	100°C 120°C 130°C 70 seconds
Δ preheat to max Temperature	150°C max.	150°C max.
Peak temperature (T_p)	250°C - 260°C	235°C - 260°C
Time of actual peak temperature (t_p)	max. 10 seconds max. 5 second each wave	max. 10 seconds max. 5 second each wave
Ramp-down rate - Min - Typical - Max	~ 2 K/s ~ 3.5 K/s ~ 5 K/s	~ 2 K/s ~ 3.5 K/s ~ 5 K/s
Time 25°C to 25°C	4 minutes	4 minutes

refer to EN 61760-1:2006

				Projection 	DESCRIPTION
				Würth Elektronik eiSos GmbH & Co. KG EMC & Inductive Solutions Max-Eyth-Str. 1 74638 Waldenburg Germany Tel. +49 (0) 79 42 945 - 0 www.we-online.com eiSos@we-online.com	WE-TI Radial Leaded Wire Wound Inductor
9.1	2012-10-29	SSt	CDt		Order - No.
9.0	2012-08-27	SSt	CZ		7447720181
8.0	2009-02-26	CZ			COMPLIANT WÜRTH ELEKTRONIK
REV	DATE	BY	CHECKED		Size: 8095
					SIZE A4

This electronic component has been designed and developed for usage in general electronic equipment only. This product is not authorized for use in equipment where a higher safety standard and reliability standard is especially required or where a failure of the product is reasonably expected to cause severe personal injury or death, unless the parties have executed an agreement specifically governing such use. Moreover Würth Elektronik eiSos GmbH & Co KG products are neither designed nor intended for use in areas such as military, aerospace, aviation, nuclear control, submarine, transportation (automotive control, train control, ship control), transportation signal, disaster prevention, medical, public information network etc. Würth Elektronik eiSos GmbH & Co KG must be informed about the intent of such usage before the design-in stage. In addition, sufficient reliability evaluation checks for safety must be performed on every electronic component which is used in electrical circuits that require high safety and reliability functions or performance.



I Cautions and Warnings:

The following conditions apply to all goods within the product series of WE-TIS of Würth Elektronik eiSos GmbH & Co. KG:

General:

All recommendations according to the general technical specifications of the data-sheet have to be complied with.

The disposal and operation of the product within ambient conditions which probably alloy or harm the wire isolation has to be avoided.

If the product is potted in customer applications, the potting material might shrink during and after hardening. Accordingly to this the product is exposed to the pressure of the potting material with the effect that the core, wire and termination is possibly damaged by this pressure and so the electrical as well as the mechanical characteristics are endanger to be affected. After the potting material is cured, the core, wire and termination of the product have to be checked if any reduced electrical or mechanical functions or destructions have occurred.

The responsibility for the applicability of customer specific products and use in a particular customer design is always within the authority of the customer. All technical specifications for standard products do also apply for customer specific products.

Cleaning agents that are used to clean application might damage or change the characteristics of the component, body, pins or termination.

Direct mechanical impact to the product shall be prevented as the ferrite material of the core could flake or in the worst case it could break.

Product specific:

Follow all instructions mentioned in the datasheet, especially:

- The solder profile has to be complied with according to the technical wave soldering specification, otherwise no warranty will be sustained.
- All products are supposed to be used before the end of the period of 12 months based on the product date-code, if not a 100% solderability can't be warranted.
- Violation of the technical product specifications such as exceeding the nominal rated current will result in the loss of warranty.
- Strong force and high accelerations of the component size 1014 might have the effect of damage the electrical connection or to harm the circuit board due to the heavy weight of the component. These damages will result in the loss of warranty.

				Projection 		DESCRIPTION
						WE-TI Radial Leaded Wire Wound Inductor
				Würth Elektronik eiSos GmbH & Co. KG EMC & Inductive Solutions Max-Eyth-Str. 1 74638 Waldenburg Germany Tel. +49 (0) 79 42 945 - 0 www.we-online.com eiSos@we-online.com		Order - No.
9.1	2012-10-29	SSt	CDt			7447720181
9.0	2012-08-27	SSt	CZ			 COMPLIANT RoHS&REACH WÜRTH ELEKTRONIK
8.0	2009-02-26	CZ				SIZE
REV	DATE	BY	CHECKED			A4
						Size: 8095

This electronic component has been designed and developed for usage in general electronic equipment only. This product is not authorized for use in equipment where a higher safety standard and reliability standard is especially required or where a failure of the product is reasonably expected to cause severe personal injury or death, unless the parties have executed an agreement specifically governing such use. Moreover Würth Elektronik eiSos GmbH & Co KG products are neither designed nor intended for use in areas such as military, aerospace, aviation, nuclear control, submarine, transportation (automotive control, train control, ship control), transportation signal, disaster prevention, medical, public information network etc. Würth Elektronik eiSos GmbH & Co KG must be informed about the intent of such usage before the design-in stage. In addition, sufficient reliability evaluation checks for safety must be performed on every electronic component which is used in electrical circuits that require high safety and reliability functions or performance.

J Important Notes:

The following conditions apply to all goods within the product range of Würth Elektronik eiSos GmbH & Co. KG:



1. General Customer Responsibility

Some goods within the product range of Würth Elektronik eiSos GmbH & Co. KG contain statements regarding general suitability for certain application areas. These statements about suitability are based on our knowledge and experience of typical requirements concerning the areas, serve as general guidance and cannot be estimated as binding statements about the suitability for a customer application. The responsibility for the applicability and use in a particular customer design is always solely within the authority of the customer. Due to this fact it is up to the customer to evaluate, where appropriate to investigate and decide whether the device with the specific product characteristics described in the product specification is valid and suitable for the respective customer application or not.

2. Customer Responsibility related to Specific, in particular Safety-Relevant Applications

It has to be clearly pointed out that the possibility of a malfunction of electronic components or failure before the end of the usual lifetime cannot be completely eliminated in the current state of the art, even if the products are operated within the range of the specifications.

In certain customer applications requiring a very high level of safety and especially in customer applications in which the malfunction or failure of an electronic component could endanger human life or health it must be ensured by most advanced technological aid of suitable design of the customer application that no injury or damage is caused to third parties in the event of malfunction or failure of an electronic component.

3. Best Care and Attention

Any product-specific notes, cautions and warnings must be strictly observed. Any disregard will result in the loss of warranty.

4. Customer Support for Product Specifications

Some products within the product range may contain substances which are subject to restrictions in certain jurisdictions in order to serve specific technical requirements. Necessary information is available on request. In this case the field sales engineer or the internal sales person in charge should be contacted who will be happy to support in this matter.

5. Product R&D

Due to constant product improvement product specifications may change from time to time. As a standard reporting procedure of the Product Change Notification (PCN) according to the JEDEC-Standard inform about minor and major changes. In case of further queries regarding the PCN, the field sales engineer or the internal sales person in charge should be contacted. The basic responsibility of the customer as per Section 1 and 2 remains unaffected.

6. Product Life Cycle

Due to technical progress and economical evaluation we also reserve the right to discontinue production and delivery of products. As a standard reporting procedure of the Product Termination Notification (PTN) according to the JEDEC-Standard we will inform at an early stage about inevitable product discontinuance. According to this we cannot guarantee that all products within our product range will always be available. Therefore it needs to be verified with the field sales engineer or the internal sales person in charge about the current product availability expectancy before or when the product for application design-in disposal is considered. The approach named above does not apply in the case of individual agreements deviating from the foregoing for customer-specific products.

7. Property Rights

All the rights for contractual products produced by Würth Elektronik eiSos GmbH & Co. KG on the basis of ideas, development contracts as well as models or templates that are subject to copyright, patent or commercial protection supplied to the customer will remain with Würth Elektronik eiSos GmbH & Co. KG.

8. General Terms and Conditions

Unless otherwise agreed in individual contracts, all orders are subject to the current version of the "General Terms and Conditions of Würth Elektronik eiSos Group", last version available at www.we-online.com.

				Projection 	DESCRIPTION		
				Würth Elektronik eiSos GmbH & Co. KG EMC & Inductive Solutions Max-Eyth-Str. 1 74638 Waldenburg Germany Tel. +49 (0) 79 42 945 - 0 www.we-online.com eiSos@we-online.com		WE-TI Radial Leaded Wire Wound Inductor	
9.1	2012-10-29	SSt	COt	Order - No.			SIZE
9.0	2012-08-27	SSt	CZ	7447720181			A4
8.0	2009-02-26	CZ		Size: 8095			
REV	DATE	BY	CHECKED				

This electronic component has been designed and developed for usage in general electronic equipment only. This product is not authorized for use in equipment where a higher safety standard and reliability standard is especially required or where a failure of the product is reasonably expected to cause severe personal injury or death, unless the parties have executed an agreement specifically governing such use. Moreover Würth Elektronik eiSos GmbH & Co KG products are neither designed nor intended for use in areas such as military, aerospace, aviation, nuclear control, submarine, transportation (automotive control), train control, ship control, transportation signal, disaster prevention, medical, public information network etc. Würth Elektronik eiSos GmbH & Co KG must be informed about the intent of such usage before the design-in stage. In addition, sufficient reliability evaluation checks for safety must be performed on every electronic component which is used in electrical circuits that require high safety and reliability functions or performance.