
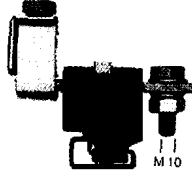


























Cable Lug 32/35 mm DIN-Rail Terminals Feed Through

		SAKG 70 II G	SAKG 40 I	SAKG 40 II	SAKG 40 II G
					
					
Dimensions					
Width/Length/Height mm (in.)	With TS 35 x 7.5 	32 / 84 / 53 (1.26"/3.31"/2.09")	40/95/85.5 (1.57"/3.74"/3.37")	40/90/55.5 (1.57"/3.54"/2.19")	40/90/55.5 (1.57"/3.54"/2.19")
	With TS 32 	32/ 84 / 54 (1.26"/3.31"/2.13")	46/ 95 / 84 (1.81"/3.74"/3.31")	46/90 / 55 (1.81"/3.54"/2.17")	46/90 / 55 (1.81"/3.54"/2.17")
Insulation stripping length	mm (in.)	-	25 (.98")	-	-
Technical data					
Rated voltage/rated current/wire size	UL	600V / 200A / 6...3 / 0 AWG	600V / 195A / #4/0 AWG	600V / 195A / #4/0 AWG	600V / 195A / #4/0 AWG
	CSA	600V / 200A / #2/0...4/0 AWG			
	VDE	750VAC / 207A / 70mm ²	1000VAC / 250A / 95mm ²	1000VAC / 250A / 95mm ²	1000VAC / 250A / 95mm ²
Torque	Nm. (lb. in.)	22.6 (200.0)	22.6 (200.0)	22.6 (200.0)	22.6 (200.0)
Clamping screw	M	8	10	10	10
Ordering data	Type	 15042  63662	 28682  63752	 17052  63782	 18522  63772
	Two clamping yokes KRG				
End plate, hard paper (thickness mm)					
	For 	Type Cat. No.	Type Cat. No.	Type Cat. No.	Type Cat. No.
	Tropic-proof	EP 1 (2) 20510	EP 2 (2) 20530	EP 2 (2) 20530	EP 2 (2) 20530
		EP 1 (2) 20520	EP 2 (2) 20540	EP 2 (2) 20540	EP 2 (2) 20540
	For 	EP 1/35 (2) 18050	EP 2/35 (2) 18070	EP 2/35 (2) 18070	EP 2/35 (2) 18070
	Tropic-proof	EP 1/35 (2) 18060	EP 2/35 (2) 18080	EP 2/35 (2) 18080	EP 2/35 (2) 18080
Partition, hard paper (thickness mm)					
	Tropic-proof	TW 1 (2) 15140	TW 2 (2) 17710	TW 2 (2) 17710	TW 2 (2) 17710
		TW 1 (2) 16460	TW 2 (2) 17990	TW 2 (2) 17990	TW 2 (2) 17990
Jumpers					
	Final number indicates the number of poles. See Accessories Section (5) for additional pole numbers and information.	QL 2 19400	For  QL 2 19410	For  QL 2 19410	For  QL 2 19410
		QL 3 44150	QL 3 26350	QL 3 26350	QL 3 26350
		QL 4 44160	QL 4 40980	QL 4 40980	QL 4 40980
			For  QL 2 21140	For  QL 2 21140	For  QL 2 21140
			QL 3 44490	QL 3 44490	QL 3 44490
			QL 4 44500	QL 4 44500	QL 4 44500
Cover		AH 32/AH 70 32676	AH 40 32686	AH 40 32686	AH 40 32686
Marking tags					
	Note: Part numbers are shown for a single card of pre-printed tags numbered 1-50. For additional information, see section 5.	Print			
		Consecutive horizontal	FW 5 473460001	FW 5 473460001	FW 5 473460001
		Consecutive vertical	FS 5 473560001	FS 5 473560001	FS 5 473560001

See Section 5 for mounting rails, end brackets, test taps, additional marking material and accessories

