

DWG: JUKCT-002-01-00

*JST*

Hand crimping tool  
Type: WC-121

Features

Parallel action  
operation

Ratchet release

Easy readjustment  
of load

Contact locator with  
insulation-stop

Precisely ground  
profiles

Ergonomic soft grips  
colour: green

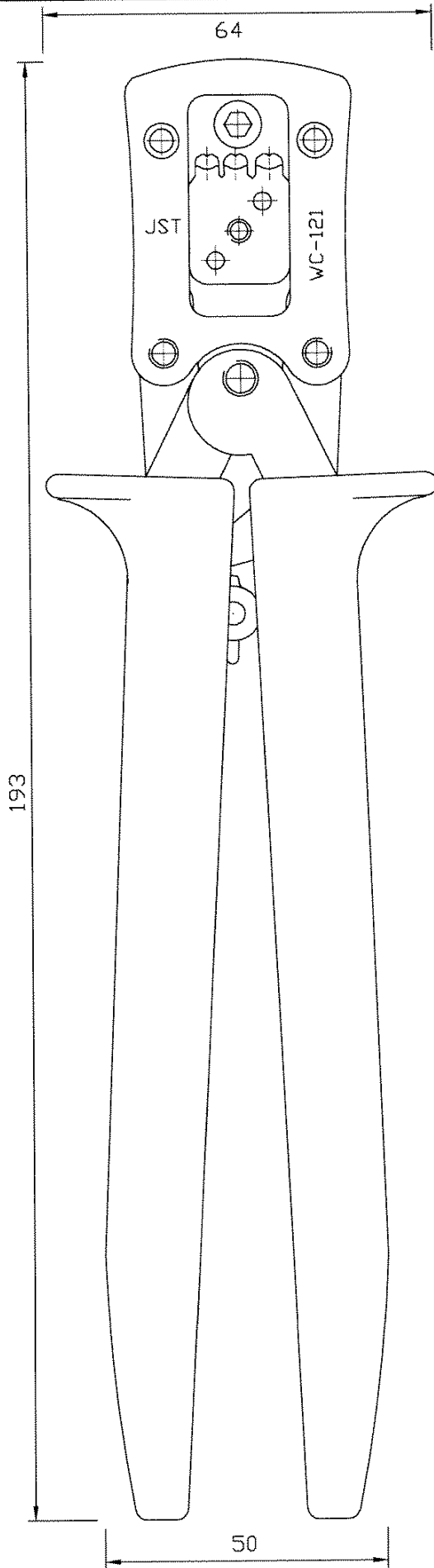
Fully recyclable

Applicable terminal:  
( )YM-001T-0.6

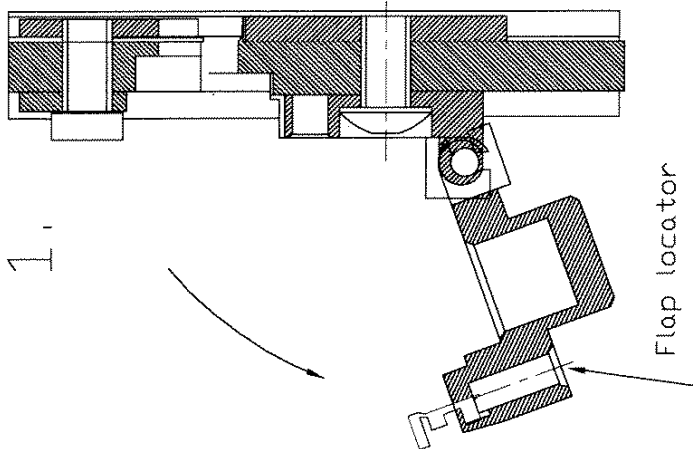
Cross section range:  
Profile 1: 28 AWG  
Profile 2: 24 AWG/26AWG  
Profile 3: 22 AWG

Crimp height specification  
28 AWG - 0.75mm-0.80mm  
26 AWG - 0.85mm  
24 AWG - 0.90mm  
22 AWG - 0.95mm

Operating instructions see overleaf



# OPERATION INSTRUCTIONS

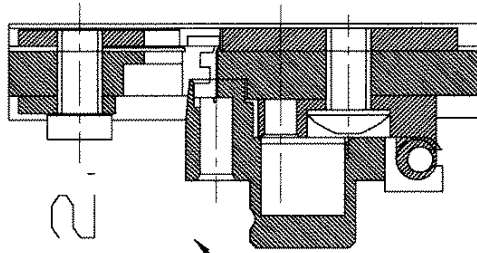


1.

1. Open flap locator and insert contact up to stop.

2. Close flap locator.

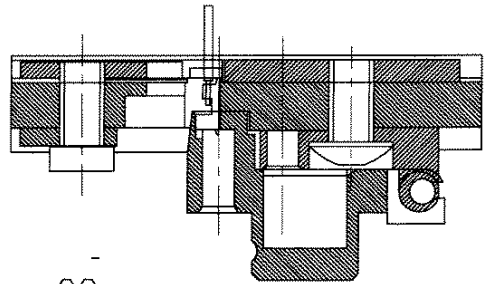
Insulation stop



2.

3. Close handtool until first ratchet.

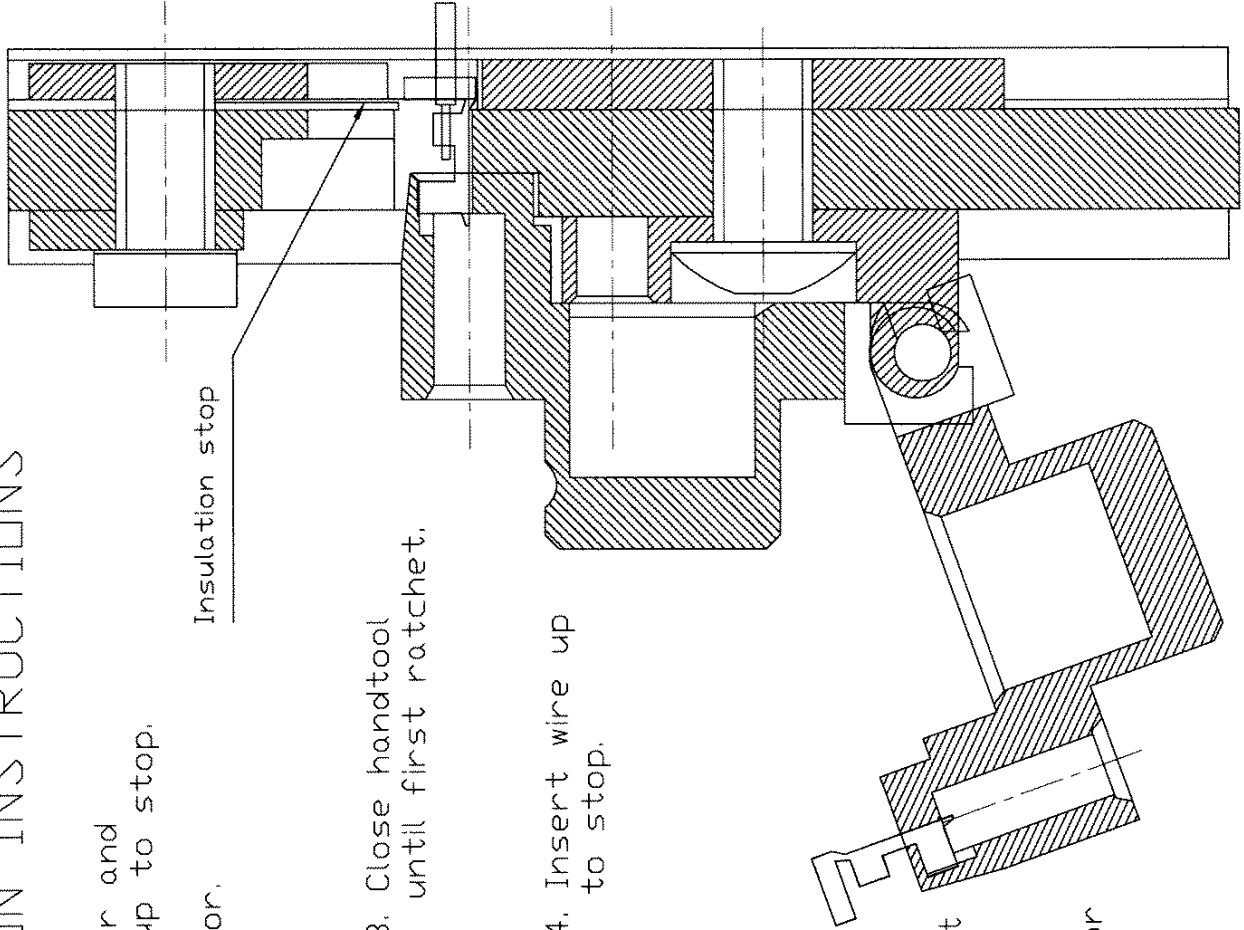
4. Insert wire up to stop.



3.

5. Close handtool until the ratchet releases.

6. Open flap locator and carefully remove the wire.



DWG: JUKCT-002-02-00