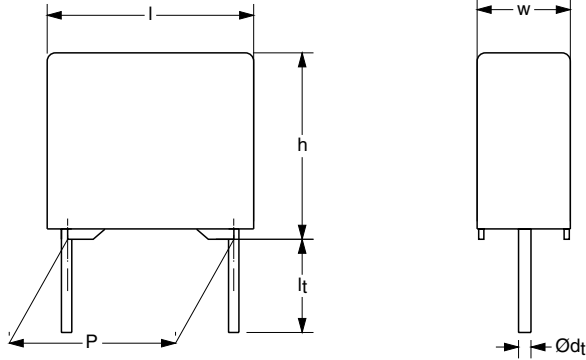


## Metallized Polyester Film Capacitors MKT Radial Potted Type



Dimensions in mm

### APPLICATIONS

Blocking and coupling. Bypass and energy reservoir

### MARKING

C-value; tolerance; rated voltage; code for manufacturer; year and week of manufacturer; manufacturer's type designation

### DIELECTRIC

Polyester film

### ELECTRODES

Vacuum deposited aluminum

### ENCAPSULATION

Flame retardant plastic case and epoxy resin (UL-class 94 V-0)

### CONSTRUCTION

Wound mono construction

### LEADS

Tinned wire

### CAPACITANCE RANGE (E12 SERIES)

0.0039 to 1.0  $\mu$ F

### FEATURES

Available taped and loose in box  
Lead (Pb)-free product  
RoHS-compliant product

### CAPACITANCE TOLERANCE

$\pm 10\%$ ;  $\pm 5\%$

### RATED (DC) VOLTAGE

63 V; 100 V; 250 V; 400 V

### RATED (AC) VOLTAGE

40 V; 63 V; 160 V; 220 V

### CLIMATIC CATEGORY

55/105/56

### RATED TEMPERATURE

85 °C

### MAXIMUM APPLICATION TEMPERATURE

100 °C

### REFERENCE SPECIFICATIONS

IEC 60384-2

### PERFORMANCE GRADE

Grade 1 (long life)

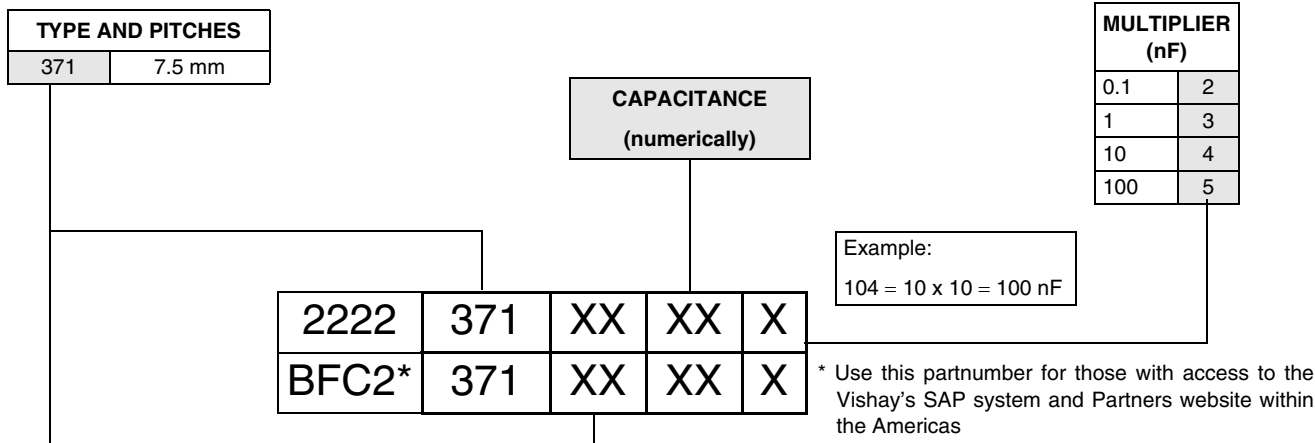
### DETAIL SPECIFICATION

For more detailed data and test requirements contact:  
[filmcaps.roeselare@vishay.com](mailto:filmcaps.roeselare@vishay.com)



**RoHS**  
COMPLIANT

## COMPOSITION OF CATALOG NUMBER



TYPE	PACKAGING	LEAD CONFIGURATION	PREFERRED TYPES					
			C-TOL	63 V	100 V	250 V	400 V	630 V
371	loose in box	lead length 4.0 + 1.0/- 0.5 mm	±10%	11	21	41	51	–
			±5%	12	22	42	52	–
	ammopack	H = 18.5 mm; P <sub>0</sub> = 12.7 mm	±10%	38	68	78	88	–
			±5%	39	69	79	89	–
			ON REQUEST					
371	loose in box	lead length 26.0 ± 2.0 mm	±10%	15	25	45	55	–
			±5%	16	26	46	56	–
	taped on reel	H = 18.5 mm; P <sub>0</sub> = 12.7 mm; reel diameter 356 mm	±10%	35	65	75	85	–
			±5%	36	66	76	86	–

## SPECIFIC REFERENCE DATA

DESCRIPTION	VALUE			
Tangent of loss angle: C ≤ 0.1 μF 0.1 μF < C ≤ 0.47 μF 0.47 μF < C ≤ 1.0 μF	at 1 kHz		at 10 kHz	
	at 100 kHz			
	≤ 75 × 10 <sup>-4</sup>	≤ 130 × 10 <sup>-4</sup>	≤ 250 × 10 <sup>-4</sup>	≤ 300 × 10 <sup>-4</sup>
	≤ 75 × 10 <sup>-4</sup>	≤ 130 × 10 <sup>-4</sup>	–	–
Rated voltage pulse slope (dU/dt) <sub>R</sub>	at 63 V (DC)	at 100 V (DC)	at 250 V (DC)	at 400 V (DC)
	18 V/μs	36 V/μs	70 V/μs	190 V/μs
R between leads, for C ≤ 0.33 μF: at 10 V; 1 minute at 100 V; 1 minute	> 15000 MΩ	> 15000 MΩ	> 30000 MΩ	> 30000 MΩ
RC between leads, for: C > 0.33 μF at 10 V; 1 minute C > 0.33 μF at 100 V; 1 minute	> 5000 s	> 5000 s		
R between interconnected leads and case (foil method)	> 30000 MΩ	> 30000 MΩ	> 30000 MΩ	> 30000 MΩ
Withstanding (DC) voltage (cut off current 10 mA); rise time 100 V/s	100 V; 1 minute	160 V; 1 minute	400 V; 1 minute	640 V; 1 minute
Withstanding (DC) voltage between leads and case	200 V; 1 minute	200 V; 1 minute	500 V; 1 minute	800 V; 1 minute



Metallized Polyester Film Capacitors Vishay BCcomponents  
MKT Radial Potted Type

$U_{Rdc} = 63 V$ ;  $U_{Rac} = 40 V$

C ( $\mu F$ )	DIMENSIONS $w \times h \times l$ (mm)	MASS (g)	CATALOG NUMBER 2222 371 ..... AND PACKAGING							
			LOOSE IN BOX				AMMOPACK			REEL
			It = 4.0 + 1.0/- 0.5 mm		SHORT LEADS	LONG LEADS	H = 18.5 mm; P <sub>0</sub> = 12.7 mm		SPQ	SPQ
			C-tol = $\pm 10\%$	C-tol = $\pm 5\%$			C-tol = $\pm 10\%$	C-tol = $\pm 5\%$		
LAST 5 DIGITS OF CATALOG NUMBER		SPQ	SPQ	LAST 5 DIGITS OF CATALOG NUMBER		SPQ	SPQ			
Pitch = 7.62 + 0.30/- 0.40 mm; $d_t = 0.50 \pm 0.05$ mm										
0.056 0.068 0.082 0.1	2.5 × 6.5 × 10.0	0.3	11563 11683 11823 11104	12563 12683 12823 12104	1000	1000	38563 38683 38823 38104	39563 39683 39823 39104	2000	2000
0.12 0.15 0.18 0.22	3.0 × 8.0 × 10.0	0.4	11124 11154 11184 11224	12124 12154 12184 12224	1000	1000	38124 38154 38184 38224	39124 39154 39184 39224	1500	1500
0.27 0.33 0.39 0.47 0.56 0.68	4.0 × 9.0 × 10.0	0.5	11274 11334 11394 11474 11564 11684	12274 12334 12394 12474 12564 12684	1000	1000	38274 38334 38394 38474 38564 38684	39274 39334 39394 39474 39564 39684	1000	1500
0.82 1	5.0 × 10.5 × 10.0	0.7	11824 11105	12824 12105	1000	1000	38824 38105	39824 39105	1000	1000

$U_{Rdc} = 100 V$ ,  $U_{Rac} = 63 V$

C ( $\mu F$ )	DIMENSIONS $w \times h \times l$ (mm)	MASS (g)	CATALOG NUMBER 2222 371 ..... AND PACKAGING							
			LOOSE IN BOX				AMMOPACK			REEL
			It = 4.0 + 1.0/- 0.5 mm		SHORT LEADS	LONG LEADS	H = 18.5 mm; P <sub>0</sub> = 12.7 mm		SPQ	SPQ
			C-tol = $\pm 10\%$	C-tol = $\pm 5\%$			C-tol = $\pm 10\%$	C-tol = $\pm 5\%$		
LAST 5 DIGITS OF CATALOG NUMBER		SPQ	SPQ	LAST 5 DIGITS OF CATALOG NUMBER		SPQ	SPQ			
Pitch = 7.62 + 0.30/- 0.40 mm; $d_t = 0.50 \pm 0.05$ mm										
0.018 0.022 0.027 0.033	2.5 × 6.5 × 10.0	0.3	21183 21223 21273 21333	22183 22223 22273 22333	1000	1000	68183 68223 68273 68333	69183 69223 69273 69333	2000	2000
0.039 0.047	2.5 × 6.5 × 10.0	0.3	21393 21473	22393 22473	1000	1000	68393 68473	69393 69473	2000	2000
0.056 0.068 0.082 0.1	3.0 × 8.0 × 10.0	0.4	21563 21683 21823 21104	22563 22683 22823 22104	1000	1000	68563 68683 68823 68104	69563 69683 69823 69104	1500	1500
0.12 0.15 0.18 0.22	4.0 × 9.0 × 10.0	0.5	21124 21154 21184 21224	22124 22154 22184 22224	1000	1000	68124 68154 68184 68224	69124 69154 69184 69224	1000	1500
0.27 0.33 0.39 0.47	5.0 × 10.5 × 10.0	0.7	21274 21334 21394 21474	22274 22334 22394 22474	1000	1000	68274 68334 68394 68474	69274 69334 69394 69474	1000	1000

Vishay BCcomponents Metallized Polyester Film Capacitors  
MKT Radial Potted Type

$U_{Rdc} = 250\text{ V}$ ;  $U_{Rac} = 160\text{ V}$

C ( $\mu\text{F}$ )	DIMENSIONS $w \times h \times l$ (mm)	MASS (g)	CATALOG NUMBER 2222 371 ..... AND PACKAGING							
			LOOSE IN BOX				AMMOPACK			REEL
			It = 4.0 + 1.0/- 0.5 mm		SHORT LEADS	LONG LEADS	H = 18.5 mm; P <sub>0</sub> = 12.7 mm		SPQ	SPQ
			C-tol = $\pm 10\%$	C-tol = $\pm 5\%$			C-tol = $\pm 10\%$	C-tol = $\pm 5\%$		
LAST 5 DIGITS OF CATALOG NUMBER		SPQ	SPQ	LAST 5 DIGITS OF CATALOG NUMBER		SPQ	SPQ			
<b>Pitch = 7.62 + 0.30/- 0.40 mm; <math>d_t = 0.50 \pm 0.05\text{ mm}</math></b>										
0.0082 0.01 0.012 0.015	2.5 × 6.5 × 10.0	0.3	41822 41103 41123 41153	42822 42103 42123 42153	1000	1000	78822 78103 78123 78153	79822 79103 79123 79153	2000	2000
0.018 0.022 0.027 0.033 0.039 0.047	3.0 × 8.0 × 10.0	0.4	41183 41223 41273 41333 41393 41473	42183 42223 42273 42333 42393 42473	1000	1000	78183 78223 78273 78333 78393 78473	79183 79223 79273 79333 79393 79473	1500	1500
0.056 0.068 0.082 0.1	4.0 × 9.0 × 10.0	0.5	41563 41683 41823 41104	42563 42683 42823 42104	1000	1000	78563 78683 78823 78104	79563 79683 79823 79104	1000	1500
0.12	5.0 × 10.5 × 10.0	0.7	41124	42124	1000	1000	78124	79124	1000	1000

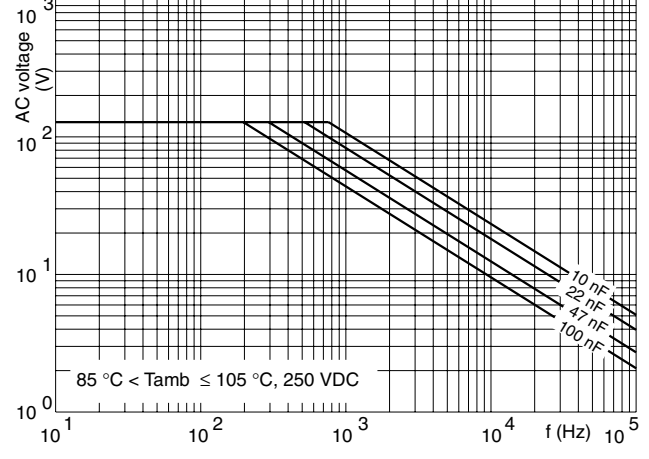
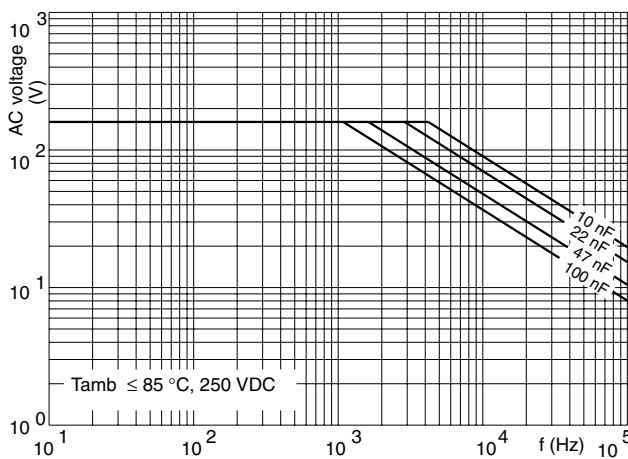
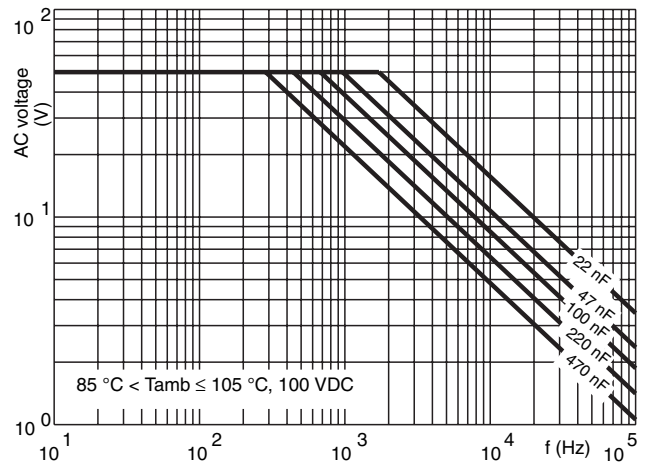
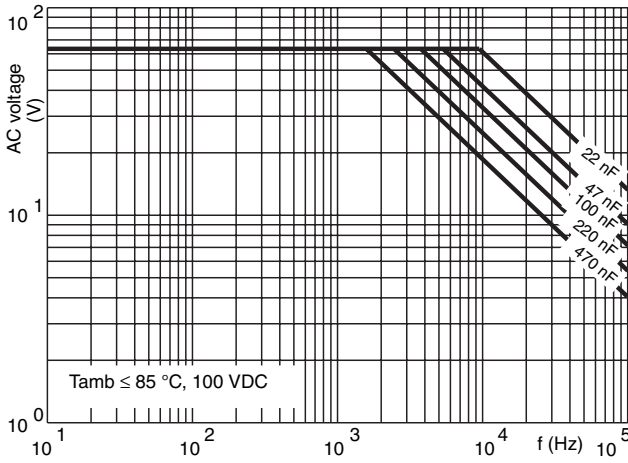
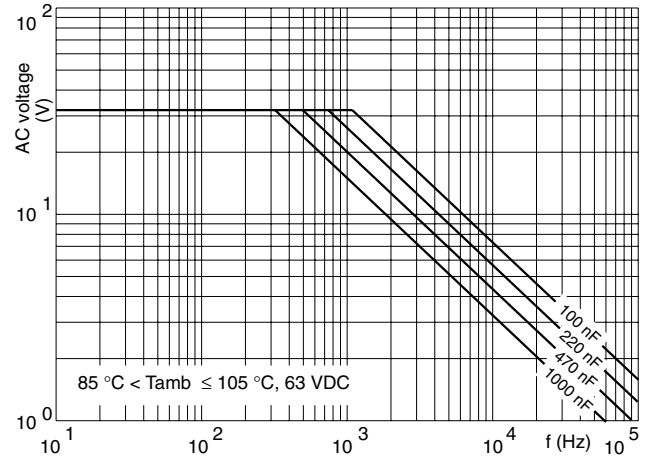
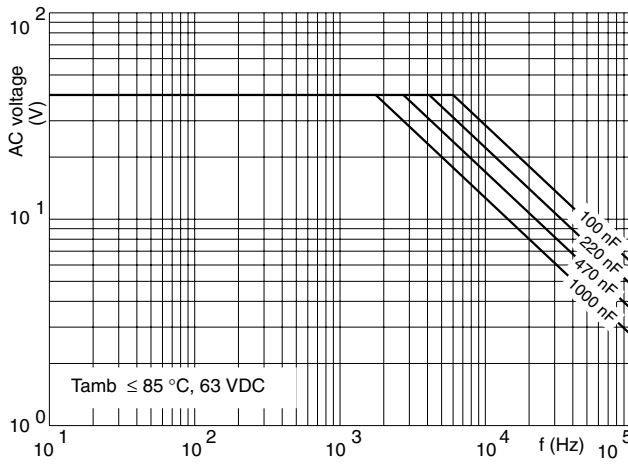
$U_{Rdc} = 400\text{ V}$ ;  $U_{Rac} = 220\text{ V}$

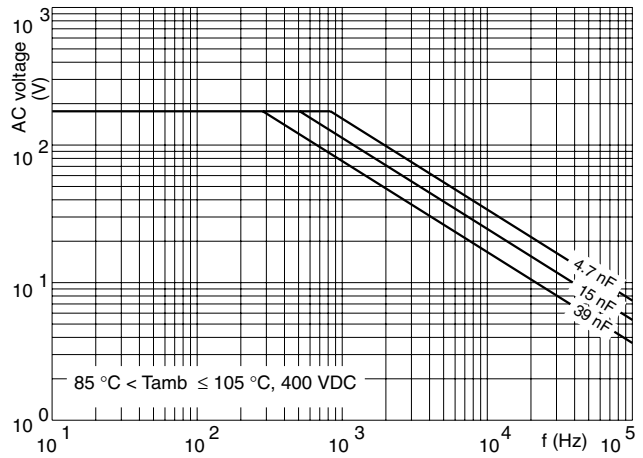
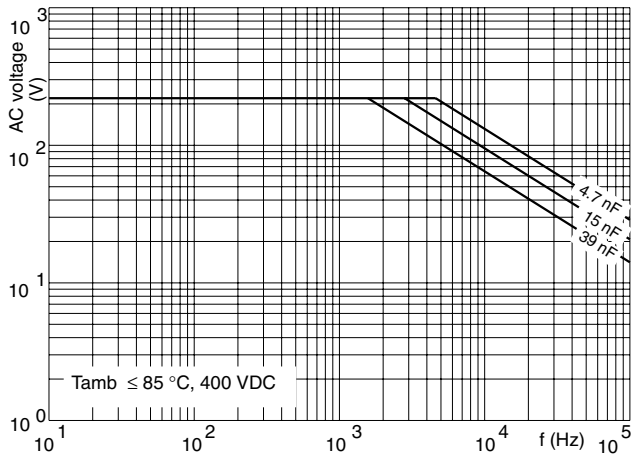
C ( $\mu\text{F}$ )	DIMENSIONS $w \times h \times l$ (mm)	MASS (g)	CATALOG NUMBER 2222 371 ..... AND PACKAGING							
			LOOSE IN BOX				AMMOPACK			REEL
			It = 4.0 + 1.0/- 0.5 mm		SHORT LEADS	LONG LEADS	H = 18.5 mm; P <sub>0</sub> = 12.7 mm		SPQ	SPQ
			C-tol = $\pm 10\%$	C-tol = $\pm 5\%$			C-tol = $\pm 10\%$	C-tol = $\pm 5\%$		
LAST 5 DIGITS OF CATALOG NUMBER		SPQ	SPQ	LAST 5 DIGITS OF CATALOG NUMBER		SPQ	SPQ			
<b>Pitch = 7.62 + 0.30/- 0.40 mm; <math>d_t = 0.50 \pm 0.05\text{ mm}</math></b>										
0.0039 0.0047 0.0056 0.0068	2.5 × 6.5 × 10.0	0.3	51392 51472 51562 51682	52392 52472 52562 52682	1000	1000	88392 88472 88562 88682	89392 89472 89562 89682	2000	2000
0.0082 0.01	3.0 × 8.0 × 10.0	0.4	51822 51103	52822 52103	1000	1000	88822 88103	89822 89103	1500	1500
0.012 0.015	4.0 × 9.0 × 10.0	0.5	51123 51153	52123 52153	1000	1000	88123 88153	89123 89153	1000	1500
0.018 0.022 0.027 0.033 0.039	5.0 × 10.5 × 10.0	0.7	51183 51223 51273 51333 51393	52183 52223 52273 52333 52393	1000	1000	88183 88223 88273 88333 88393	89183 89223 89273 89333 89393	1000	1000



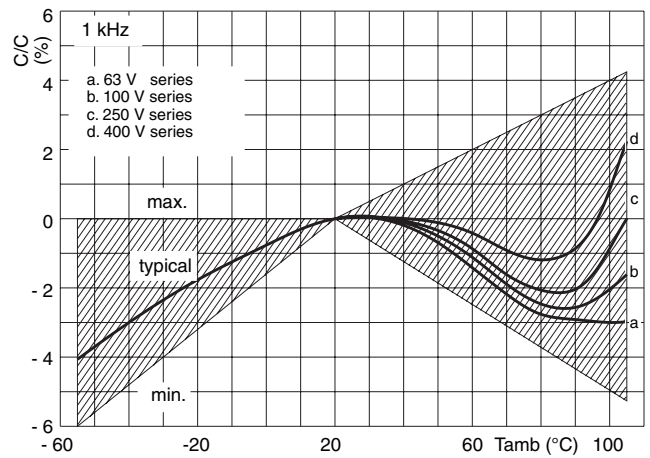
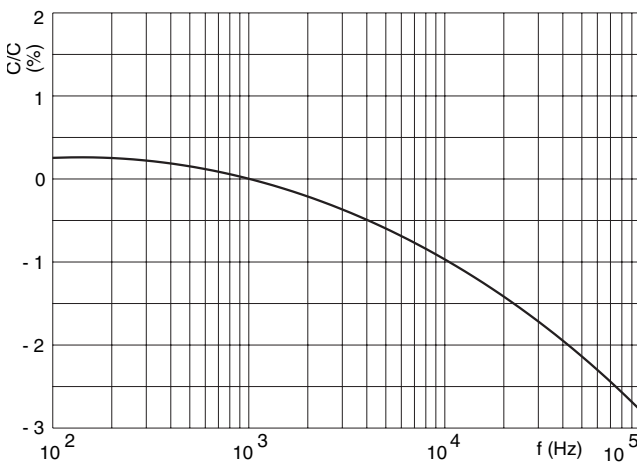
Metallized Polyester Film Capacitors Vishay BCcomponents  
MKT Radial Potted Type

MAXIMUM RMS VOLTAGE (SINEWAVE) AS A FUNCTION OF FREQUENCY

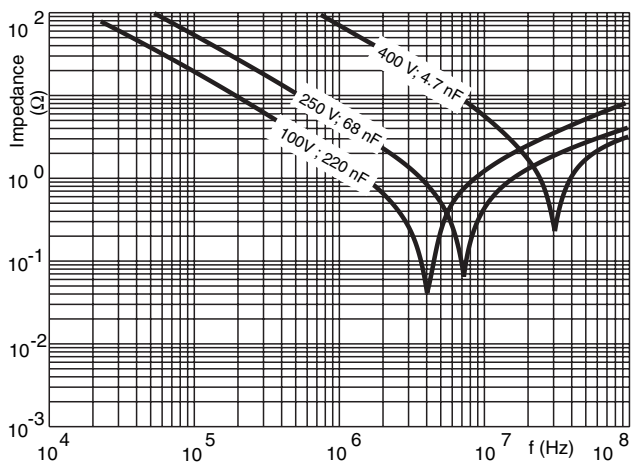




**CAPACITANCE**



**IMPEDANCE**





## Disclaimer

All product specifications and data are subject to change without notice.

Vishay Intertechnology, Inc., its affiliates, agents, and employees, and all persons acting on its or their behalf (collectively, "Vishay"), disclaim any and all liability for any errors, inaccuracies or incompleteness contained herein or in any other disclosure relating to any product.

Vishay disclaims any and all liability arising out of the use or application of any product described herein or of any information provided herein to the maximum extent permitted by law. The product specifications do not expand or otherwise modify Vishay's terms and conditions of purchase, including but not limited to the warranty expressed therein, which apply to these products.

No license, express or implied, by estoppel or otherwise, to any intellectual property rights is granted by this document or by any conduct of Vishay.

The products shown herein are not designed for use in medical, life-saving, or life-sustaining applications unless otherwise expressly indicated. Customers using or selling Vishay products not expressly indicated for use in such applications do so entirely at their own risk and agree to fully indemnify Vishay for any damages arising or resulting from such use or sale. Please contact authorized Vishay personnel to obtain written terms and conditions regarding products designed for such applications.

Product names and markings noted herein may be trademarks of their respective owners.