

Standard Carbon Film Leaded Resistors



FEATURES

- Securely bonded carbon film
- Good moisture resistance ($\Delta R_{\max.} \leq \pm 1.5 \% R$)
- Good long term stability ($\Delta R_{\max.} \leq \pm 1.5 \% R$, for 1000 h)
- Low noise (refer to graph)
- Suitable for general purpose commercial electronics and pulse load applications
- Lead (Pb)-free solder contacts
- Pure tin plating provides compatibility with lead (Pb)-free and lead containing soldering processes
- Compliant to RoHS directive 2002/95/EC



RoHS
COMPLIANT

STANDARD ELECTRICAL SPECIFICATIONS

MODEL	SIZE	RATED DISSIPATION P_{70} W	LIMITING ELEMENT VOLTAGE $U_{\max.}$ V_{\equiv}	TOLERANCE $\pm \%$	RESISTANCE RANGE	E-SERIES
LCA0207	0207	0.35	300	± 2 ± 5	1 Ω to 1 M Ω 0.22 Ω to 5.1 M Ω	E24 E24
LCA0414	0414	0.6	500	± 2 ± 5	1 Ω to 1 M Ω 0.22 Ω to 10 M Ω	E24 E24

Notes

- Coating: Light blue
- Marking: Color coded. Additional blue color marking after second band

TECHNICAL SPECIFICATIONS

PARAMETER	UNIT	LCA0207	LCA0414
Rated Dissipation, P_{70}	W	0.35	0.6
Limiting Element Voltage, $U_{\max.}$ ⁽¹⁾	V_{\equiv}	≤ 300	≤ 500
Limiting Voltage, Short-Time	V_{\equiv}	500	1000
Insulation Voltage, U_{ins} (1 Min)	V	> 700	> 700
Thermal Resistance	K/W	≤ 220	≤ 140
Insulation Resistance	Ω	$\geq 10^{11}$	
Category Temperature Range	$^{\circ}\text{C}$	- 55 to + 155	
Failure Rate	$10^{-9}/\text{h}$	< 10	
Weight	g	0.21	0.68

Note

⁽¹⁾ Rated voltage $\sqrt{P \times R}$

PART NUMBER AND PRODUCT DESCRIPTION LCA-SERIES

PART NUMBER: LCA0207002401J2500

L	C	A	0	2	0	7	0	0	2	4	0	1	J	2	5	0	0
---	---	---	---	---	---	---	---	---	---	---	---	---	---	---	---	---	---

MODEL/SIZE LCA0207 LCA0414	VARIANT 0 = Neutral	TCR 0 = Neutral See diagram	VALUE 3 digit value 1 digit multiplier MULTIPLIER 7 = *10 ⁻³ 2 = *10 ² 8 = *10 ⁻² 3 = *10 ³ 9 = *10 ⁻¹ 4 = *10 ⁴ 0 = *10 ⁰ 5 = *10 ⁵ 1 = *10 ¹ 6 = *10 ⁶	TOLERANCE G = ± 2 % J = ± 5 %	PACKAGING (1) 25 = A5 22 = A2 (G53) 21 = A1 D5 = R5 D2 = R2	SPECIAL Up to 2 digits 00 = Standard
----------------------------------	------------------------	-----------------------------------	--	-------------------------------------	--	--

PRODUCT DESCRIPTION: LCA0207 2K4 5 % A5

LCA0207	2K4	5 %	A5
MODEL	RESISTANCE VALUE	TOLERANCE	PACKAGING (1)
LCA0207 LCA0414	220K = 220 kΩ 10R = 10 Ω	± 2 % ± 5 %	A5 R5 A1 R2 A2

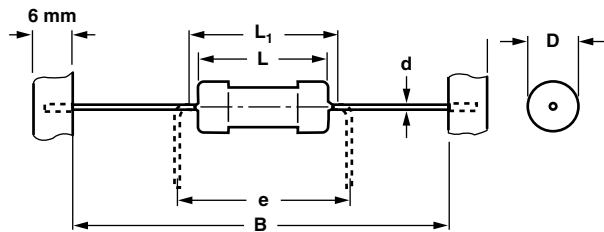
Notes

(1) Please refer to table PACKAGING

- The PART NUMBER shown above is to facilitate the unified part numbering system for ordering products

PACKAGING						
MODEL	REEL			BOX		
	PIECES/REEL	CODE	MIN. ORDER QTY PACKAGING UNITS	PIECES/BOX	CODE	MIN. ORDER QTY PACKAGING UNITS
LCA0207	5000	R5	1	5000 2000	A5 A2	1 1
LCA0414	2000	R2	1	1000	A1	1

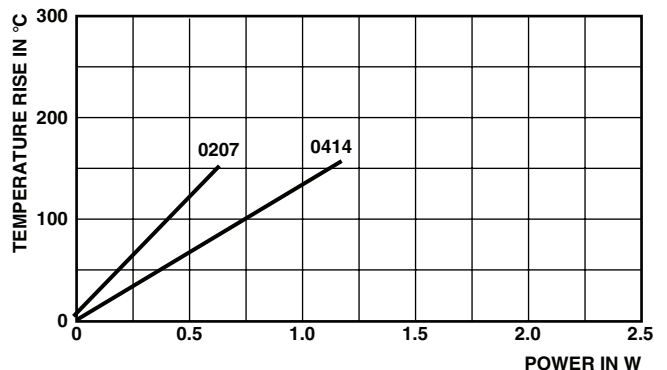
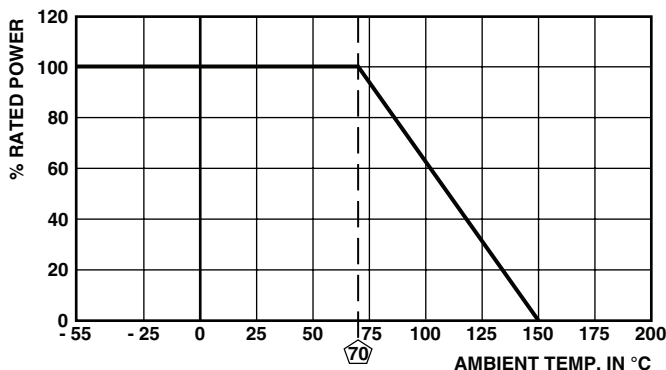
DIMENSIONS



MODEL	DIMENSIONS in millimeters					
	D _{max.}	L	L ₁	B	d	e
LCA0207	2.4 -0.3	6.1 -0.5	8.1	53 ± 1	0.6	7.5
LCA0414	4.2 -0.5	12.2 -0.7	14.2	53 ± 1	0.8	15.0

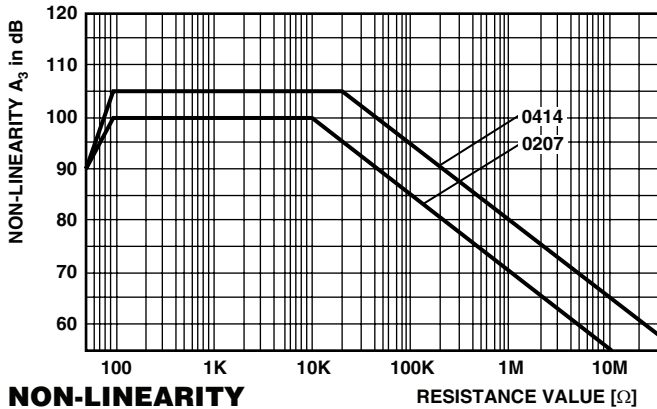
Notes

- Taping in acc. with IEC 60286-1
- D and L measured in acc. with IEC 60294
- d according to IEC 60301

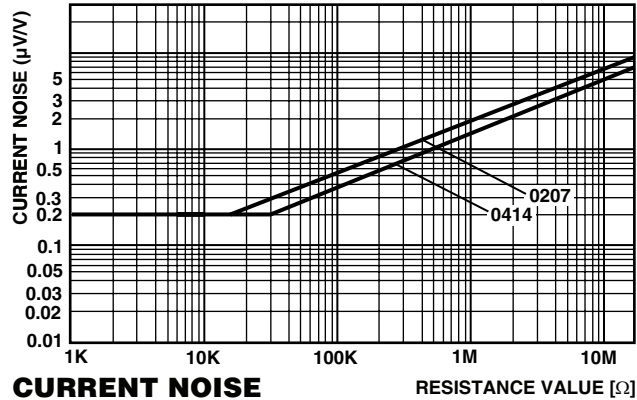


DERATING

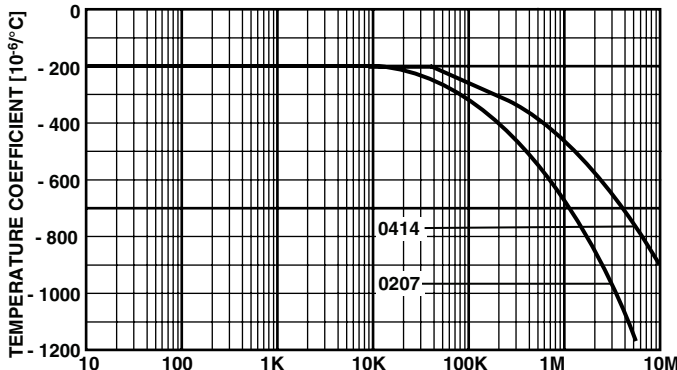
TEMPERATURE RISE



NON-LINEARITY

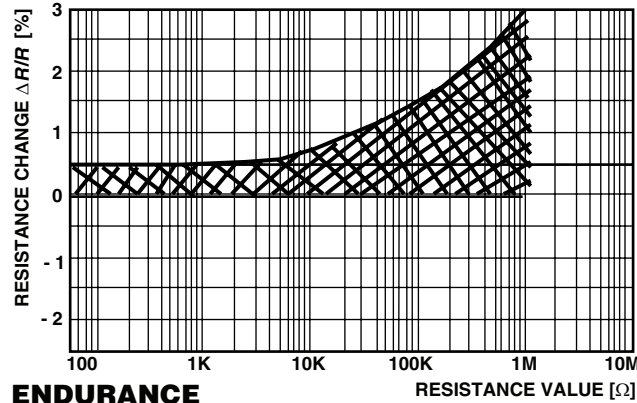


CURRENT NOISE



TEMPERATURE COEFFICIENT

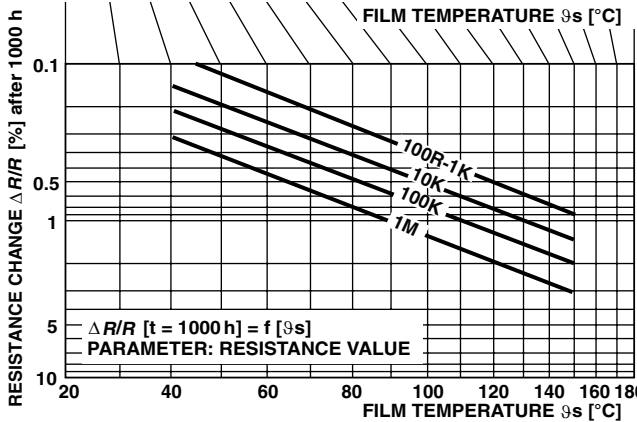
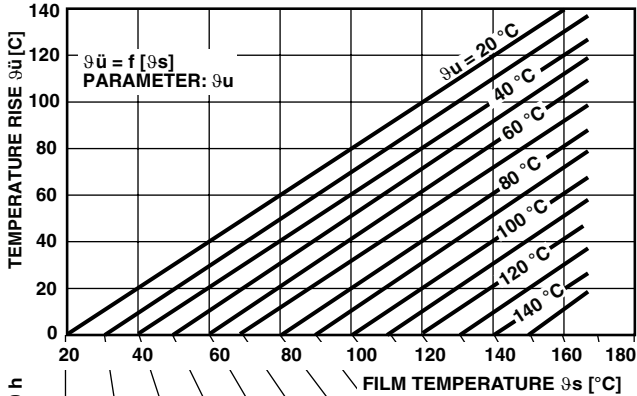
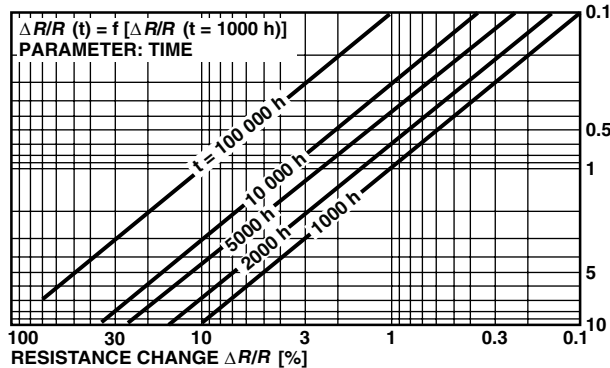
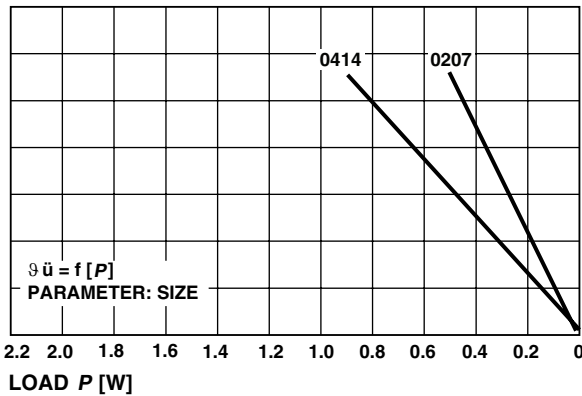
(mean value) between - 25 °C to + 125 °C deviation ± 25 %

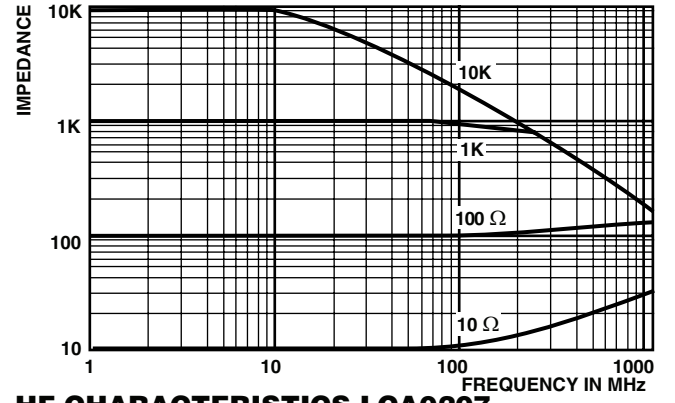
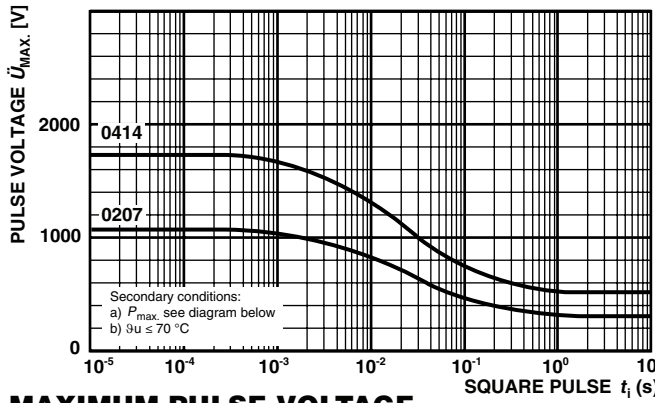
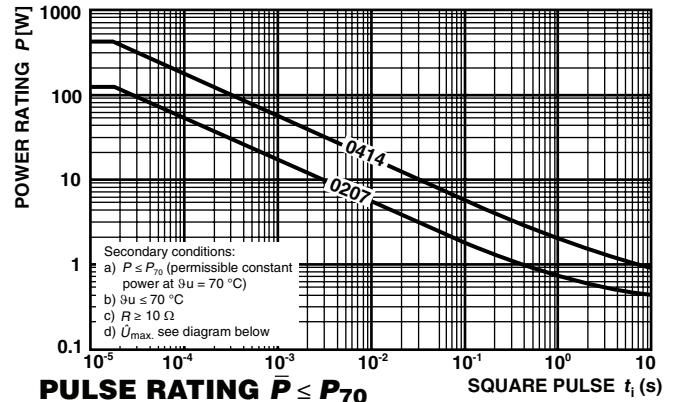
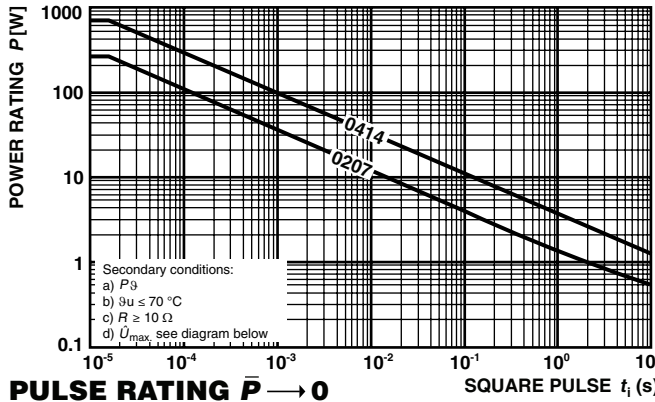


ENDURANCE

at upper category temperature, 155 °C 1000 h

STABILITY NOMOGRAM, TYPICAL VALUES (For handling see General Information)





PERFORMANCE CHARACTERISTICS		
TEST	CONDITIONS OF TEST	REQUIREMENTS ($\Delta R/R$) ⁽¹⁾
Endurance Test at 70 °C IEC 60115-1, 4.25.1	1000 h at 70 °C, 1.5 h ON, 0.5 h OFF 8000 h at 70 °C, 1.5 h ON, 0.5 h OFF	$\leq \pm 1.5\%$ $\leq \pm 4.0\%$
Endurance at UCT IEC 60115-1, 4.25.3	1000 h at 155 °C without load 8000 h at 155 °C without load	$\leq \pm 3.0\%$ $\leq \pm 8.0\%$
Overload Test IEC 60115-1, 4.13	2.5 x rated power or twice the limiting element voltage, 2 s for size 0207; 5 s for size 0414	$\leq \pm 0.5\%$
Thermal Shock IEC 60115-1, 4.19	Rapid change between upper and lower category temperature	$\leq \pm 0.25\%$
Climatic Sequence IEC 60115-1, 4.23	Dry heat, damp heat cyclic, cold, low air pressure	$\leq \pm 1.5\%$
Damp Heat Steady State IEC 60115, 4.24	56 days; 40 °C; 90 % to 95 % RH; loaded with 0.01 P_{70}	$\leq \pm 1.5\%$
Resistance to Soldering Heat IEC 60115-1, 4.18	10 s at 260 °C solder bath temperature	$\leq \pm 0.25\%$
Robustness of Terminations IEC 60115-1, 4.16	Tensile, bending and torsion	$\leq \pm 0.25\%$
Vibration IEC 60115-1, 4.22	Frequency 10 Hz to 500 Hz; displacement 1.5 mm or acceleration 10 g; three directions; 6 h	$\leq \pm 0.25\%$

Note

⁽¹⁾ For ohmic values between 10 Ω and 1 M Ω

APPLICABLE SPECIFICATIONS
<ul style="list-style-type: none"> • CECC 40101-806 • EN 140100; EN 60115-1



Disclaimer

All product specifications and data are subject to change without notice.

Vishay Intertechnology, Inc., its affiliates, agents, and employees, and all persons acting on its or their behalf (collectively, "Vishay"), disclaim any and all liability for any errors, inaccuracies or incompleteness contained herein or in any other disclosure relating to any product.

Vishay disclaims any and all liability arising out of the use or application of any product described herein or of any information provided herein to the maximum extent permitted by law. The product specifications do not expand or otherwise modify Vishay's terms and conditions of purchase, including but not limited to the warranty expressed therein, which apply to these products.

No license, express or implied, by estoppel or otherwise, to any intellectual property rights is granted by this document or by any conduct of Vishay.

The products shown herein are not designed for use in medical, life-saving, or life-sustaining applications unless otherwise expressly indicated. Customers using or selling Vishay products not expressly indicated for use in such applications do so entirely at their own risk and agree to fully indemnify Vishay for any damages arising or resulting from such use or sale. Please contact authorized Vishay personnel to obtain written terms and conditions regarding products designed for such applications.

Product names and markings noted herein may be trademarks of their respective owners.