



Thermocouple-to-Wireless Connector/Converter The Smart Connector™



Four receivers available, see pages 7 and 8

Plug your probe into a smart connector to make a smart sensor!

PATENTED
Covered by U.S. and International patents and pending applications

Engineers' Choice Award Winner!


Models, replacement batteries and accessories listed on page 9

UWTC Series Starts at
\$125




- ✓ User Configurable For Type J, K, T, E, R, S, B, C, and N Thermocouple Input
- ✓ Free Software Converts Your PC Into a Multi-Channel Chart Recorder or Data Logger
- ✓ Built-In Cold Junction Compensation and Linearization
- ✓ Patented Design Accepts Both Miniature and Standard Size Probes and Connectors
- ✓ One Receiver Works with Multiple Wireless Remote Connectors
- ✓ Low Power Operation and Sleep Mode For Long Battery Life
- ✓ Each Wireless Connector Transmits Thermocouple Temperature, Ambient Temperature, Signal Strength and Battery Status in Real Time
- ✓ Interfaces with Model UWTC-REC1 For Multi-Channel PC Chart Recording and Data Logging or Model UWTC-REC2 (Single Channel Industrial Transceiver with Analog Output and Alarm)
- ✓ Works with Every Omega UWTC Series Receiver, WiSeries Meter/Controller/Scanner and DIN Rail Receiver

Omega's new Wireless Smart Thermocouple Connector Series features stand-alone, compact, battery powered thermocouple connectors that transmit their readings back to a host receiver up to 90 m (300') away. Each unit can be programmed in the field to work as a Type J, K, T, E, R, S, B, C or N calibration connector. When activated the connector will transmit readings continuously at pre set time interval that was programmed by the user during the initial setup. Each unit measures and transmits: Thermocouple Input Reading, Connector Ambient Temperature, RF Signal Strength and Battery Condition to the host and is displayed on the PC screen in real time using the provided software. When used with host receiver model UWTC-REC1 data from up to 12 wireless thermocouple connectors can be received and displayed. Each unit includes free software that converts your PC into a strip chart recorder or data logger so readings can be saved and later printed or exported to a spread sheet file. When used with host Transceiver model UWTC-REC2 wireless data from one connector can be re-transmitted out of the receiver by a wired connection as a analog voltage, current or thermocouple signal to interface with a controller, PLC or data acquisition board.



SMPW-K-M, miniature connector, \$1.75, shown larger than actual size. Order SMPW-(*)-M, \$1.75 at omega.com. * Insert K, J, T, E, R, S or B



OSTW-K-M, standard connector, \$2.25, shown larger than actual size. Order OSTW-(*)-M, \$2.25 at omega.com. * Insert K, J, T, E, R, S or B

The UWTC's patented design accepts both miniature and standard connectors or probes.



Universal Connector. Shown larger than actual size.

Specifications Thermocouple (TC) Input

Software Selectable: J, K, T, E, R, S, B, C or N

Thermocouple Measurement Range:

- J:** -210 to 760°C (-346 to 1400°F)
- K:** -270 to 1370°C (-454 to 2498°F)
- T:** -270 to 400°C (-454 to 752°F)
- E:** -270 to 980°C (-454 to 1796°F)
- R:** -50 to 1760°C (-58 to 3200°F)
- S:** -50 to 1760°C (-58 to 3200°F)
- B:** 500 to 1820°C (-932 to 3308°F)
- C:** -18 to 2310°C (-0.4 to 4190°F)
- N:** -270 to 1300°C (-454 to 2372°F)

TC Measurement Accuracy:

- Type J, K, T, E, N:** ±0.5°C (1°F) of reading
- Type R, S, B, C:** ±2.0°C (3.6°F) of reading

TC Measurement Resolution:

- Type J, K, T, E, N:** 0.1°C
- Type R, S, B, C:** 0.5°C

Cold Junction Compensation (Automatic): -10 to 70°C (14 to 158°F)

Thermocouple Connection: Patented universal female accepts both standard male (OSTW Series) or miniature male (SMPW Series) mating connector

Operating Environment: -10 to 70°C (14 to 158°F)

Computer Interface: USB (one interface cable included with receiver)

Transmit Sample Rate: Programmable from 1 sample/minute to 1 sample/every 5 seconds

Radio Frequency (RF) Transceiver

Carrier: ISM 2.4 GHz, direct sequence spread spectrum, license free worldwide (2.450 to 2.490 GHz -12 channels)

RF Output Power:

- UWTC-1:** 0dBm (1 mW)
- UWTC-2:** 2dBm (10 mW)

Range of RF Link:

- UWTC-1:** Up to 60 m (200') outdoor line of sight. Up to 20 m (65') indoor/urban.
- UWTC-2:** Up to 120 m (400') outdoor line of sight. Up to 45 m (130') indoor/urban.

Each Connector Includes

- ✓ One 3.6 V Lithium Battery
- ✓ Programming Software
- ✓ Measurement and Logging Software
- ✓ Mounting Bracket
- ✓ User Manual
- ✓ Type K Thermocouple

Free Thermocouple Included!

Each connector includes a free 1 m (40") Type K insulated beaded wire thermocouple with subminiature connector and wire spool caddy.

Order a Spare!

- Model No. SC-GG-K-30-36, \$15 (subminiature connector).**
- Model No. LSC-GG-K-24-36, \$15 (standard connector).**

RF Data Packet Standard:

IEEE 802.15.4, open communication architecture

Software (Included Free): Requires Windows 98, ME, 2000, XP or Vista operating system

Connector Internal Battery: One 3.6 V lithium, 2.4 Ah capacity (AA) (included)

Battery Life (Typical): (1 year) 1 sample/minute reading rate @ 25°C (77°F)

Data Transmitted to Host:

Thermocouple Reading, Connector Ambient Reading, RF Transmit Strength and Battery Condition

Dimensions: 100 L x 50 W x 25 mm H (without antenna) (4 x 2 x 1")

Weight:

- UWTC-1, UWTC-2:** 70 grams
- UWTC-REC1, UWTC-REC2, UWTC-REC2-D:** 206 grams

Case:

- UWTC-1, UWTC-2:** ABS plastic
- UWTC-REC1, UWTC-REC2, UWTC-REC2-D:** Painted steel





For PT100 Sensors RTD-to-Wireless Connector/Converter The Smart Connector™

Four Receivers available! Details on pages 7 and 8.



TA4F mating connector, \$10, shown actual size.



UWRTD-2, \$145, shown actual size.

UWRTD Series Starts at **\$135**



- ✓ Interfaces Directly with Any 3-Wire, 100 Ω, 0.00385 or 0.00392 Curve RTD Sensor
- ✓ Free Software Converts Your PC Into a Multi-Channel Chart Recorder or Data Logger
- ✓ Interface up to 12 Different Wireless Connectors With One Receiver
- ✓ Low Power Operation and Sleep Mode Allows for Long Battery Life
- ✓ Each Wireless Connector Transmits Process Temperature, Ambient Temperature, Signal Strength and Battery Status in Real Time
- ✓ Works with Every Omega UWTC Series Receiver, WiSeries Meter/Controller/Scanner and DIN Rail Receiver

Omega's new wireless RTD connector Series features stand-alone, compact, battery powered RTD connectors that transmit their readings back to a host receiver up to 120 m (400') away. Each unit can be programmed in the field to interface directly with and 3-wire 100 Ω, 0.00385 or 0.00392 style sensor. When activated the connector will transmit readings continuously at pre set time interval that was programmed by the user during the initial setup. Each unit measures and transmits: RTD input reading, connector ambient temperature, RF signal strength and battery condition to the host and is displayed on the PC screen in real time using the provided software.

Specifications

Available Types: 100 Ω (standard), 500 Ω, 1000 Ω (special Order)

RTD Measurement Range:

0.00385: -200 to 600°C (-328 to 1112°F)

0.00392: -100 to 457°C (-148 to 854°F)

RTD Measurement Accuracy: ±1°C from 0 to 400°C (32 to 752°F), ±2.5°C below 0°C or above 400°C (752°F)

RTD Measurement Resolution: 1°C/1°F

Operating Environment: -10 to 70°C (14 to 158°F)

RTD Connection: Series "T" receptacle. Use Model TA4F mating connector (one included)

Computer Interface: USB (one interface cable included with receiver)

Transmit Sample Rate: Programmable from 1 sample/minute to 1 sample/every 5 seconds

Radio Frequency (RF) Transceiver

Carrier: ISM 2.4 GHz, direct sequence spread spectrum, license free worldwide (2.450 to 2.490 GHz -12 channels)

RF Output Power:

UWRTD-1: 0dBm (1 mW)

UWRTD-2: 2dBm (10 mW)

Range of RF Link:

UWRTD-1: Up to 60 m (200') outdoor/line of sight. Up to 20 m (65') indoor/urban.

UWRTD-2: Up to 120 m (400') outdoor/line of sight. Up to 40 m (130') indoor/urban. RF Data Packet Standard: IEEE 802.15.4, open communication architecture

Software (Included Free): Requires Windows 98, ME, 2000, XP or Vista operating system

PATENTED

Covered by U.S. and International patents and pending applications

Plug your probe into a Smart Connector™ to make a smart sensor!



Standard TB4M receptacle includes mating connector.



Order a spare mating connector, TA4F, \$10.

Connector Internal Battery:

One 3.6V lithium, 2.4 Ah capacity (AA) (included)

Battery Life (Typical): (1 year) 1 sample/minute reading rate @ 25°C (77°F)

Data Transmitted to Host: RTD reading, connector ambient reading, RF transmit strength and battery condition

Dimensions: 100 L x 50 W x 25 mm H (without antenna) (4 x 2 x 1")



WIRELESS TRANSMITTERS AND RECEIVERS

Wireless Thermocouple and RTD Industrial Probe Assemblies

UWTC-NB9 Series
Starts at
\$195



- ✓ Available as Thermocouple or RTD Models
- ✓ Free Software Converts Your PC Into a Multi-Channel Chart Recorder or Data Logger
- ✓ Complete Industrial Assembly Includes: Probe, NB9 Head with Built-In Wireless Transmitter Board and Long Life Battery
- ✓ Works with Every Omega UWTC Series Receiver, WiSeries Meter/Controller/Scanner and DIN Rail Receiver

Omega's new Wireless Industrial Thermocouple and RTD Probe Assemblies feature complete, ready to install, pre-wired sensor and wireless transmitter package. Each battery powered wireless unit will transmit measurement back to a host receiver up to 120 m (400') away. Each unit comes pre-programmed to operate as a Type J, K, T, E, R*, S*, B*, C* or N thermocouple or RTD. When activated the unit will transmit readings continuously at pre-set time intervals that has been programmed by the user during the initial setup and installation. Each unit measures and transmits: process temperature, ambient temperature, wireless link signal strength and battery condition to the host and is displayed on the PC screen in real time using the provided free software.

Specifications

Thermocouple (TC) Models

Available Types: J, K, T, E, R*, S*, B*, C* or N

Thermocouple Measurement Range:

- J: -210 to 760°C (-346 to 1400°F)
- K: -270 to 1370°C (-454 to 2498°F)
- T: -270 to 400°C (-454 to 752°F)
- E: -270 to 980°C (-454 to 1796°F)
- R: -50 to 1760°C (-58 to 3200°F)*
- S: -50 to 1760°C (-58 to 3200°F)*
- B: 500 to 1820°C (-932 to 3308°F)*
- C: -18 to 2310°C (-0.4 to 4190°F)*
- N: -270 to 1300°C (-454 to 2372°F)

TC Measurement Accuracy (Not Including Probe):

±1°C (1.8°F) of Reading:

Type J, K, T, E and N

±2.0°C (3.6°F) of Reading:

Type R, S, B and C

TC Measurement Resolution:

1°C/1°F: Type J, K, T, E, N,

0.5°C: Type R, S, B, C

Cold Junction Compensation

(Automatic): -10 to 70°C

(14 to 158°F) resistive temperature device (RTD) models

RTD Models Available Types:

PT100 Ω (standard), PT500 Ω,

PT1000 Ω (special order, contact factory)

RTD Measurement Range:

0.00385: -200 to 600°C

(-328 to 1112°F)

0.00392: -100 to 457°C

(-148 to 854°F)

RTD Measurement Accuracy (Not Including Probe):

±1°C from 0 to 400°C

(32 to 752°F), ±2.5°C below 0°C or above 400°C (752°F)

RTD Measurement Resolution: 1°C/1°F

Operating Environment: -10 to 70°C

(14 to 158°F)

Computer Interface: USB

Transmit Sample Rate: Programmable from 1 sample/minute to 1sample/second radio frequency (RF) transceiver

Carrier: ISM 2.4 GHz, direct sequence spread spectrum, license free worldwide (2.450 to 2.490 GHz -12 channels)

RF Output Power: 2dBm (10 mW)

Range of RF Link: Up to 120 m (400') outdoor line of sight. Up to 40 m (130') indoor/urban.

RF Data Packet Standard: IEEE

802.15.4, open communication architecture

Software (Included Free): Requires Windows 98, ME, 2000, XP or Vista operating system

Connector Internal Battery: One 3.6V lithium, 8.5 Ah capacity (C) one included

Battery Life (Typical): 2.5 year/ 1 minute reading rate @ 25°C (77°F)

Data Transmitted to Host: Process temperature, ambient temperature, wireless link signal strength and battery condition

*Please consult engineering for R, S, B and C thermocouples.



UWTC-NB9-CASS-18-U-12, \$195, shown smaller than actual size.

UWTC-NB9 and UWRTD-NB9 wireless probe assemblies are available for fast delivery in standard 152 mm (6"), 305 mm (12"), 457 mm (18") and 610 mm (24") lengths with probe diameters of 1.59 mm (1/16"), 3.18 mm (1/8"), 4.78 mm (3/16") and 6.35 mm (1/4"). Probes are available in Inconel®, stainless steel or Super OMEGA CLAD®. See "To Order" chart and Ordering Examples on page 9.

Weather Resistant Wireless Thermocouple and RTD Transmitters

UWTC-2-NEMA
Starts at
\$165



- ✓ Available in Thermocouple or RTD Models
- ✓ NEMA-4X (IP65) Weather Resistant Enclosure
- ✓ Up to 3 Years Battery Life
- ✓ Works with Every OMEGA® UWTC Series Receivers
- ✓ Works with Every Omega UWTC Series Receiver, WiSeries Meter/Controller/Scanner and DIN Rail Receiver

Each NEMA rated unit can be programmed in the field to work as a type J, K, T, E, R, S, B, C or N wireless thermocouple transmitter or a wireless RTD transmitter. When connected to a sensor and activated the unit will transmit readings continuously at pre-set time interval that was programmed by the user during the initial setup. Each unit measures and transmits: process temperature, ambient temperature, RF signal strength and battery condition to the host and is displayed on a PC screen in real time using the provided software. Both models will interface and operate with any Omega UWTC Series receiver.

Specifications

Thermocouple (TC) Input

Available Types: J, K, T, E, R, S, B, C or N

Thermocouple Measurement Range:

- J:** -210 to 760°C (-346 to 1400°F)
- K:** -270 to 1370°C (-454 to 2498°F)
- T:** -270 to 400°C (-454 to 752°F)
- E:** -270 to 980°C (-454 to 1796°F)
- R:** -50 to 1760°C (-58 to 3200°F)
- S:** -50 to 1760°C (-58 to 3200°F)
- B:** 500 to 1820°C (-932 to 3308°F)
- C:** -18 to 2310°C (-0.4 to 4190°F)
- N:** -270 to 1300°C (-454 to 2372°F)

TC Measurement Accuracy:

- Type J, K, T, E, N:**
±1°C (1.8°F) of reading
- Type R, S, B, C:**
±2.0°C (3.6°F) of reading

TC Measurement Resolution:

- Type J, K, T, E, N:** 0.1°C
- Type R, S, B, C:** 0.5°C

Cold Junction Compensation (Automatic):

-10 to 70°C (14 to 158°F)

Thermocouple Connection:

Internal terminal block

RTD Input

Available Types: 100 Ω (standard)
500 Ω, 1000 Ω (special order)

RTD Measurement Range:

- 0.00385:** -200 to 600°C (-328 to 1112°F)
- 0.00392:** -100 to 457°C (-148 to 854°F)

RTD Measurement Accuracy: ±1°C from 0 to 400°C (32 to 752°F), ±2.5°C below 0°C or above 400°C (752°F)

RTD Measurement Resolution:

1°C/1°F

RTD Connection:

Internal terminal block

UWTC-2-NEMA, \$165, shown smaller than, actual size.



Common Specifications

Operating Environment: -10 to 70°C (14 to 158°F)

Computer Interface: USB

Transmit Sample Rate: Programmable from 1 sample/minute to 1 sample/every 2 seconds radio frequency (RF) transceiver

Carrier: ISM 2.4 GHz, direct sequence spread spectrum, license free worldwide (2.450 to 2.490 GHz -12 channels)

RF Output Power: 2dBm (10 mW)

Range of RF Link: Up to 120 m (400') outdoor line of sight. Up to 40 m (130') indoor/urban.

RF Data Packet Standard:

IEEE 802.15.4, open communication architecture

Software (Included Free): Requires Windows® 2000, XP or Vista operating system

Power: One 3.6 V, Lithium C Cell (included), replacement model:

UWTC-BATT-C, \$20.

Battery Life (Typical): (2.5 years) 1 sample/minute reading rate @ 25°C

Enclosure: NEMA-4X (IP65) Polycarbonate

Dimensions: 80 L x 82 W x 50 mm H (3.15 x 3.22 x 1.97")




WIRELESS TRANSMITTERS AND RECEIVERS

Combine One of these Wireless Receivers with Multiple Wireless Connectors or Wireless Probe Assemblies to Form a Complete Wireless Measurement System!

Wireless USB Receivers

Monitor Up to 12 Different Wireless Thermocouple Connectors with One Receiver!

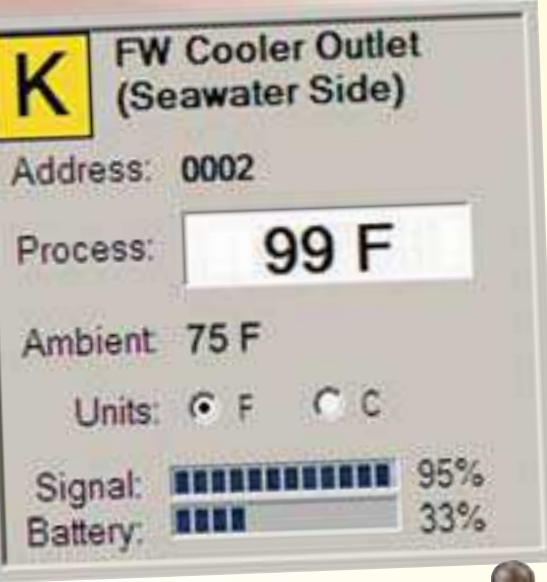


USB connection (cable included)

Available with 4 to 20 mA, 0 to 5 Vdc, 0 to 10 Vdc and Type K thermocouple output. Mating connector and cable included.



Free Strip Chart and Data Logging PC Software!



Shown smaller than actual size.

UWTC-REC1
\$225

UWTC-REC1 Standard 12-Channel Receiver, \$225 (USB Powered Only)

With the model UWTC-REC1 data from up to 12 wireless connectors or wireless probe assemblies can be received and displayed on your PC simultaneously. This receiver connects to an unused USB port on your computer and must stay connected to operate and receive data.

UWTC-REC2 Standard 12-Channel Receiver with 1-Channel Analog Output and Optional Local Display, \$265 (USB or External DC Adaptor Powered)

When powered by a USB port on your computer model UWTC-REC2 data from up to 12 wireless connectors or wireless probe assemblies can be received and displayed on your computer simultaneously. Data from one channel can also be re-transmitted as a hard wired analog current, voltage or thermocouple signal output. When powered by the DC power adaptor the unit functions as a one channel transmitter only and provides a hard wired signal output.



Shown smaller than actual size.

UWTC-REC2-D
\$265



Shown smaller than actual size.

Starts at
\$325

Wireless Receivers with NEMA Rated Enclosures

UWTC-REC1-NEMA, \$325, basic 12-channel receiver, shown.

UWTC-REC2-NEMA, \$335, 12-channel receiver with 1-channel analog output.

UWTC-REC2-D-NEMA, \$365, 12-channel receiver with 1-channel analog output and LCD display.

Downloaded from Datasheet.su



WIRELESS TRANSMITTERS AND RECEIVERS

Wireless Receiver for Web-Based Monitoring of Temperature

UWTC-REC3
Starts at
\$235



Visit
omega.com/wireless
for the latest features and specifications!

- ✓ Receiver Connects Directly to an Ethernet or the Internet
- ✓ Does Not Require a Host Computer
- ✓ Serves Active Web Pages to Display Real Time Temperature Readings and Charts
- ✓ Works with any UWTC or UWRTD Series Wireless Connectors or Probe Assemblies
- ✓ Alarm Notification can be Sent to E-mail, Including Text Messages to Internet Enabled Cell Phones and PDAs

The OMEGA® UWTC-REC3 receiver lets you monitor and record temperature over an Ethernet network or the Internet without any special software—just your web browser. The receiver is an independent node on the network sending and receiving data in standard TCP/IP packets. It is easily configured from a web browser and can be password protected. The UWTC-REC3 can trigger an alarm if variables go above or below a set-point that you can determine. Your alarm can be sent by e-mail to a single user or to a group distribution list, including text messages to Internet enable cell phones and PDA's. The OMEGA "Mail Notifier" software is a free and easy-to-use program for this application.

The UWTC-REC3 receiver serves active web pages to display real time temperature readings and charts. You can also log data in standard data formats for use in a spreadsheet or data acquisition program such as Excel or Visual Basic. OMEGA offers a free, user-friendly program for logging data to Excel.

OMEGA offers an OPC Server software (\$295) that makes it easy to intergrate the UWTC-REC3 wireless receiver with many popular data acquisition and Automation programs.



UWTC-REC3 \$235, shown smaller than actual size. Includes DC power adaptor, ethernet cable and operator's manual.

Specifications

Ethernet: 10Base-T (RJ45)
Supported Protocols: TCP/IP, ARP, ICMP, DHCP, DNS, HTTP, and Telnet
LED Indicators: Network Activity, Network Link, Diagnostics, Receive and Power
Management: Device configuration and monitoring through embedded WEB server
Embedded WEB Server: Serves WEB pages (JAVA™ Applets) containing real-time data and live updated charts within definable time intervals
Power
Power Input: 9 to 12 Vdc
Consumption: 2.5 W maxc
Safety Qualified ac Power Adaptor (Included) Nominal Output: 9 Vdc @ 0.5 A
Input: 100 to 240 Vac, 50/60 Hz

Wireless Communication

Protocol: IEEE 802.15.4
Frequency: 2.4 GHz, channel #12
Network Topology: Star topology
Range: Up to 91 m (300') without obstructions or interference environment
Operating Temperature: -18 to 55°C (-0.4 to 131°F), 90% RH non-condensing
Storage Temperature: -40 to 125°C (-40 to 257°F)

General

Agency Approval: FCC, EN300328
Software: Field firmware upgradeable; including an excel program for automatic data logging within definable time intervals, compatible with all Windows® operating systems

WIRELESS TRANSMITTERS AND RECEIVERS



Wireless DIN rail receiver, wiDR33-U, \$395, shown smaller than actual size. See page 19.

wiSeries AVAILABLE NOW

A wireless panel meter/controller/scanner and wireless DIN rail receivers that work with all UWTC, UWRTD Series wireless connectors and wireless industrial probe assemblies are available now.

Visit omega.com/wireless for the latest features and specifications!



A wireless panel meter/controller/scanner, wi833-U, \$395, shown smaller than actual size. See page 16.

MOST POPULAR MODELS HIGHLIGHTED!

To Order (Specify Model Number)		
Model No.	Price	Description
UWTC-1	\$125	Wireless thermocouple connector (standard distance)*
UWTC-2	135	Wireless thermocouple connector (extended distance)*
UWTC-2-NEMA	165	Wireless thermocouple connector (extended distance, NEMA enclosure)
UWRTD-1	135	Wireless RTD connector (standard distance)
UWRTD-2	145	Wireless RTD connector (extended distance)
UWRTD-2-NEMA	175	Wireless RTD connector (extended distance, NEMA enclosure)
UWTC-NB9-(*)-(**)U-6	195	Wireless thermocouple probe assembly (6" ungrounded probe)
UWTC-NB9-(*)-(**)U-12	195	Wireless thermocouple probe assembly (12" ungrounded probe)
UWTC-NB9-(*)-(**)U-18	205	Wireless thermocouple probe assembly (18" ungrounded probe)
UWTC-NB9-(*)-(**)U-24	205	Wireless thermocouple probe assembly (24" ungrounded probe)
UWRTD-NB9-(†)-(††)-12	195	Wireless RTD probe assembly (12" probe)
UWRTD-NB9-(†)-(††)-24	205	Wireless RTD probe assembly (24" probe)
UWTC-REC1	225	12-channel receiver (USB powered)
UWRH-2	165	Wireless RH/temperature transmitter
UWTC-REC1-NEMA	325	12-channel wireless receiver (USB powered) NEMA enclosure
UWTC-REC2-(‡)	235	12-channel wireless receiver with 1 channel analog output
UWTC-REC2-D-(‡)	265	12-channel wireless receiver with 1 channel analog output and LCD display
UWTC-REC2-(‡)-NEMA	335	12-channel wireless receiver with 1 channel analog output, NEMA enclosure
UWTC-REC2-D-(‡)-NEMA	365	12-channel wireless receiver with 1 channel analog output and LCD display, NEMA enclosure
UWTC-REC3	235	36-channel receiver/host with ethernet
UWTC-ANT-LR	10	Optional high performance antenna
UWTC-BATT	12	Replacement battery for UWTC-1, UWRTD-1
UWTC-BATT-HP	20	Replacement battery for UWTC-2, UWRTD-2, UWRH-2
UWTC-BATT-C	20	Replacement battery for UWTC-NB9, UWRTD-NB9, UWTC-2-NEMA, UWRTD-2-NEMA
UWTC-CABLE	5	Spare programming cable (one included with receivers)

* Comes with one 3.6V lithium battery, programming software, measurement and logging software, mounting bracket, Type K beaded wire thermocouple, and user manual.

For UWTC-REC2 Models: ‡ Insert "V1" for 0 to 5 Vdc, "V2" for 0 to 10 Vdc, "TC" for Type K thermocouple, or "MA" for 4 to 20 mA

For UWTC-NB9 Models: * Insert "ICIN" for Type J with a inconel® sheath, or "ICSS" for Type J with a 304 SS sheath. Insert "CAIN" for Type K with a inconel® sheath, or "CASS" for Type K with a 304 SS sheath. Call for Type K with OmegacladXL® sheath. Insert "CXIN" for Type E with a inconel® sheath, or "CXSS" for Type E with a 304 SS sheath. Insert "CPIN" for Type T with a inconel® sheath, or "CPSS" for type T with a 304 SS sheath. Insert "NNIN" for Type N with a inconel® sheath, (not available in SS). Contact engineering for price, availability and ordering information for R, S, B, and C thermocouples.

** For sheath diameter insert "116" for 1.59 mm (1/16"), "18" for 3.18 mm (1/8"), "316" for 4.78 mm (3/16"), "14" for 6.35 mm (1/4")

For UWRTD-NB9 Models: † Insert "1PT304" for 100 Ω, 0.00385 curve with a 304 SS sheath, or "1PT316" for 100 Ω, 0.00385 curve with a 316 SS sheath. Insert "2PT304" for 100 Ω, 0.00392 curve with a 304 SS sheath, or "2PT316" for 100 Ω, 0.00392 curve with a 316 SS sheath.

†† For sheath diameter insert "116" for 1.59 mm (1/16"), "18" for 3.18 mm (1/8"), "316" for 4.78 mm (3/16"), "14" for 6.35 mm (1/4")

Ordering Examples: UWTC-1, wireless thermocouple connector/transmitter, UWTC-REC2-MA, 12-channel transceiver/host with 1-channel 4 to 20 mA analog output and alarm, and UWTC-BATT, spare battery, \$125 + 235 + 12 = \$372. Two UWTC-1, wireless thermocouple connector/transmitters, UWTC-REC1, 12-channel receiver/host, and two UWTC-BATT spare batteries, \$125 + 125 + 225 + 12 + 12 = \$499. UWTC-NB9-CAIN-316U-12, wireless thermocouple probe assembly, Type K, inconel® sheath, 4.78 mm (3/16") sheath diameter, ungrounded junction, 300 mm (12") long \$195. UWRTD-NB9-1PT316-18-24, wireless RTD probe assembly, 100 Ω, 0.00385 curve, 316 SS sheath, 3.18 mm (1/8") sheath diameter, 600 mm (24") long \$205.



UNITED STATES

www.omega.com
1-800-TC-OMEGA
Stamford, CT.

CANADA

www.omega.ca
Laval(Quebec)
1-800-TC-OMEGA

GERMANY

www.omega.de
Deckenpfronn, Germany
0800-8266342

UNITED KINGDOM

www.omega.co.uk
Manchester, England
0800-488-488

FRANCE

www.omega.fr
Guyancourt, France
088-466-342

CZECH REPUBLIC

www.omegaeng.cz
Karviná, Czech Republic
596-311-899

BENELUX

www.omega.nl
Amstelveen, NL
0800-099-33-44



More than 100,000 Products Available!

• Temperature

Calibrators, Connectors, General Test and Measurement Instruments, Glass Bulb Thermometers, Handheld Instruments for Temperature Measurement, Ice Point References, Indicating Labels, Crayons, Cements and Lacquers, Infrared Temperature Measurement Instruments, Recorders Relative Humidity Measurement Instruments, RTD Probes, Elements and Assemblies, Temperature & Process Meters, Timers and Counters, Temperature and Process Controllers and Power Switching Devices, Thermistor Elements, Probes and Assemblies, Thermocouples Thermowells and Head and Well Assemblies, Transmitters, Wire

• Flow and Level

Air Velocity Indicators, Doppler Flowmeters, Level Measurement, Magnetic Flowmeters, Mass Flowmeters, Pitot Tubes, Pumps, Rotameters, Turbine and Paddle Wheel Flowmeters, Ultrasonic Flowmeters, Valves, Variable Area Flowmeters, Vortex Shedding Flowmeters

• pH and Conductivity

Conductivity Instrumentation, Dissolved Oxygen Instrumentation, Environmental Instrumentation, pH Electrodes and Instruments, Water and Soil Analysis Instrumentation

• Data Acquisition

Auto-Dialers and Alarm Monitoring Systems, Communication Products and Converters, Data Acquisition and Analysis Software, Data Loggers Plug-in Cards, Signal Conditioners, USB, RS232, RS485 and Parallel Port Data Acquisition Systems, Wireless Transmitters and Receivers

• Pressure, Strain and Force

Displacement Transducers, Dynamic Measurement Force Sensors, Instrumentation for Pressure and Strain Measurements, Load Cells, Pressure Gauges, Pressure Reference Section, Pressure Switches, Pressure Transducers, Proximity Transducers, Regulators, Strain Gages, Torque Transducers, Valves

• Heaters

Band Heaters, Cartridge Heaters, Circulation Heaters, Comfort Heaters, Controllers, Meters and Switching Devices, Flexible Heaters, General Test and Measurement Instruments, Heater Hook-up Wire, Heating Cable Systems, Immersion Heaters, Process Air and Duct, Heaters, Radiant Heaters, Strip Heaters, Tubular Heaters