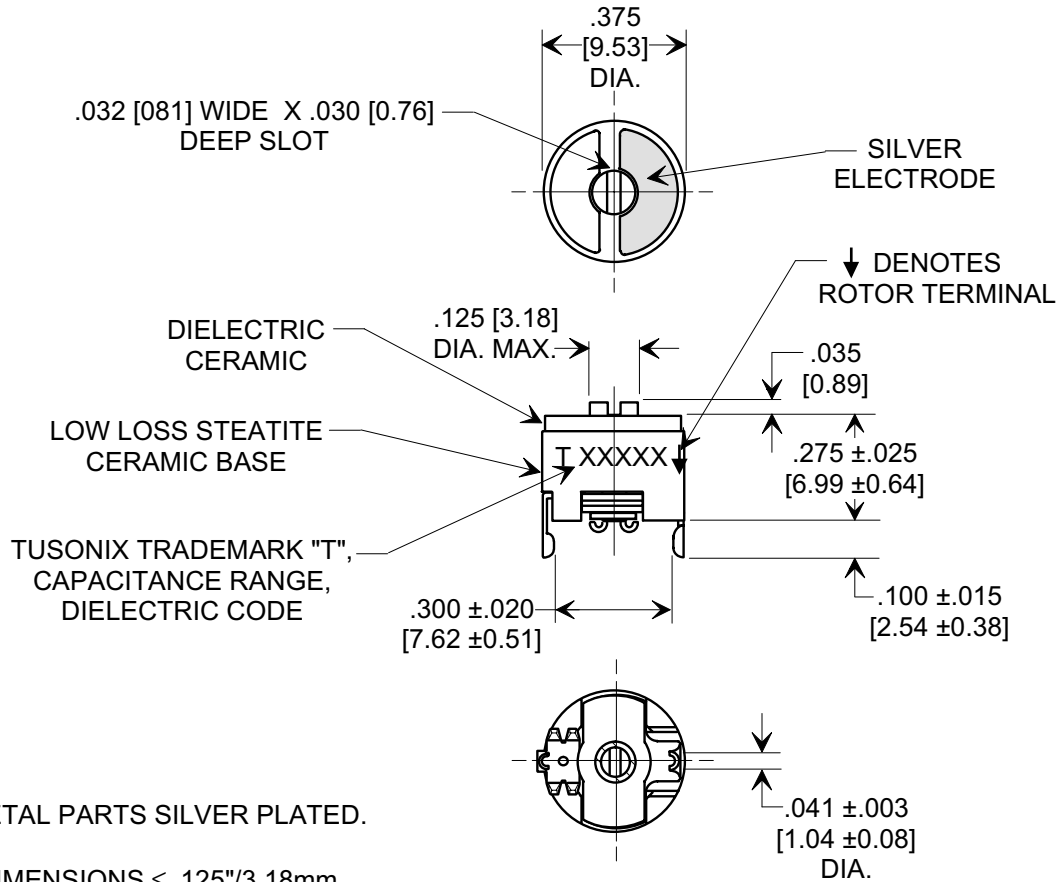
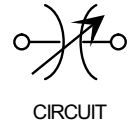
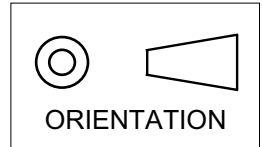


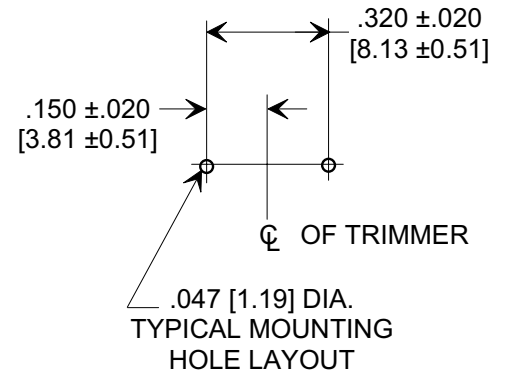
MARKETING SALES DRAWING

DIMENSIONS IN INCHES - DO NOT SCALE THIS DRAWING
 DIMENSIONS IN METRIC - []

Electrical Testing
 per Tusonix standard
 test plans and Mil-Std-202
 Test Methods.



FOR DIMENSIONS ≤ .125"/3.18mm,
 TOLERANCE IS ±.015"/0.38mm.
 FOR DIMENSIONS ≥ .126"/3.20mm,
 TOLERANCE IS ±.030"/0.76mm.



SPECIFICATIONS

TUSONIX STYLE:	538-011
Value	6-25 pF
Value Tol.	MIN. + 10%, MAX. -10% +100%
Dielectric Type Code	A
Rating	350 VDC @ +85°C, 200 VDC @ 125°C
Operating Temperature Range:	-55°C TO + 125°C
To Tusonix Spec Unless Stated Otherwise	

X-2015 Rev-0 REVISION RECORD Original Release C.O. 20031017-3-01	TOLERANCES unless otherwise specified 2 PLC. DECIMAL ± 3 PLC. DECIMAL ±		Title <h3>CERAMIC TRIMMER</h3>	
	ANGLES ± 10°	Drawn S.M. 10-17-03	Scale 2 X	
	TUSONIX TUCSON, ARIZONA	Approved T.C. 10-17-03		
	A	538-011 A 6.0-25		