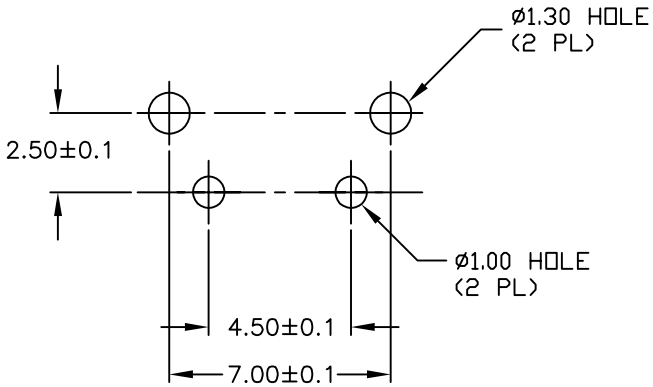

RECOMMENDED P.C.B. LAYOUT

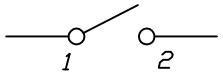

CIRCUIT: SPST

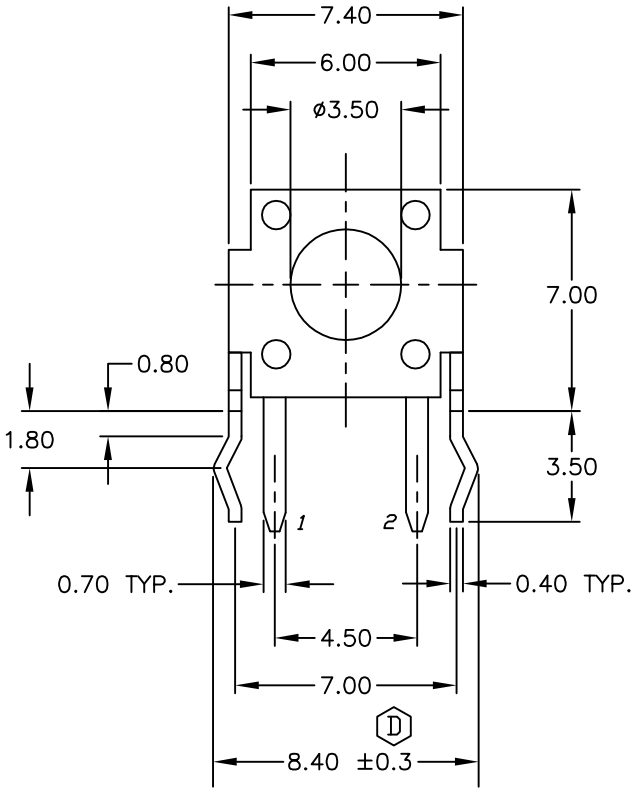

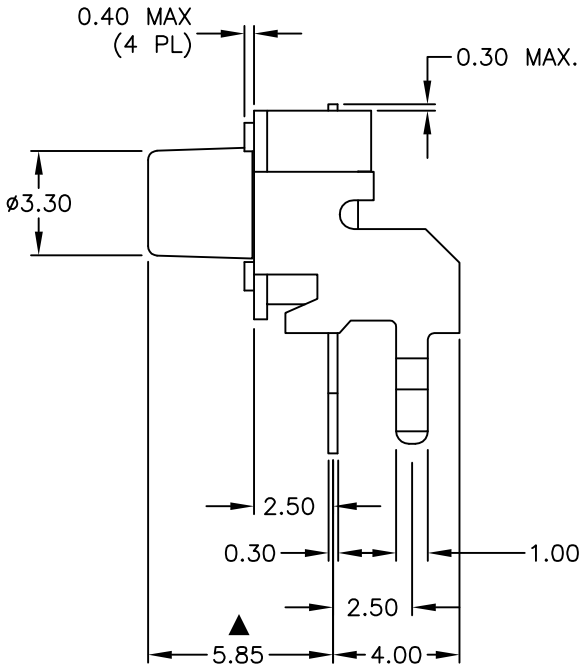

NOTES:

1. ALL DIMENSIONS IN MM
2. GENERAL TOLERANCE: X.X=±0.4
   X.XX=±0.25
3. TERM. NOS. FOR REF. ONLY
4. RATING: 50mA, @12V DC
5. TRAVEL: 0.25±0.1mm
6. ▲ OPERATING FORCE: 160±50gf
7. CONTACT RESISTANCE: 100 milliohms Max.
8. ELECTRICAL LIFE: 100,000 CYCLES MIN.
9. ▲ DESIGNATE MAJOR DIMENSIONS
10. 2002/95/EC (ROHS) COMPLIANT

REV.	ECN No.	DESCRIPTION	DATE	CHKD
D	18742	LEG TOLERANCE WAS +/-0.1	12/22/09	BLR
C	18331	REMOVED SPECIFIC RESIN INFO	11/21/08	BLR
B	11842	REVISED AND REDRAWN	11/27/01	CJB

THE INFORMATION CONTAINED IN THIS DOCUMENT
IS PROPRIETARY TO E-SWITCH AND IS
NOT TO BE COPIED OR TRANSFERRED

E•SWITCH® LAMB INDUSTRIES

TITLE: TL 1105 X F160 Q (STD BRACKET)

SCALE	DATE	DR	DWG	REV
4:1	12/21/09	BLR	P020221	D

Downloaded from Datasheet.su