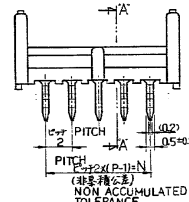
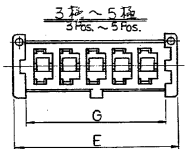
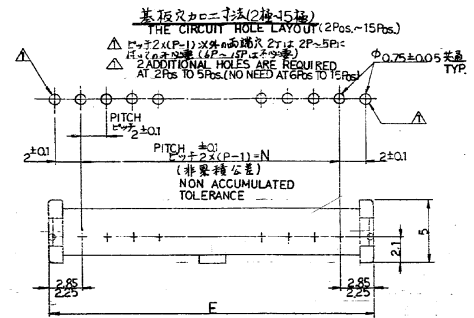
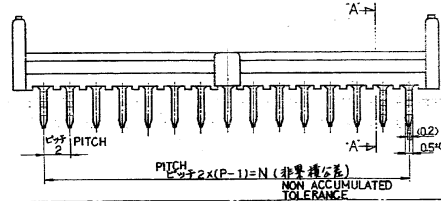
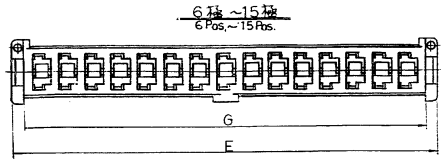
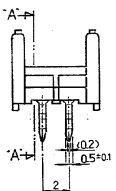
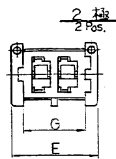
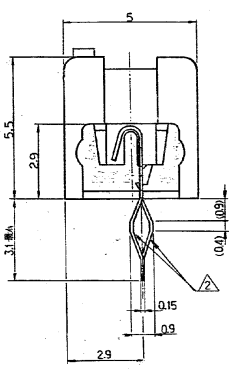


WAS PROJ. 255810

3rd ANGLE PROJECTION



断面 A-A (2 極 ~ 15 極 共通)  
SECT A-A ( 2Pos. ~ 15Pos. TYP.)



SCALE 10:1

△ 穴の加工形状  
2 及び 3 極品は全線を交互方向に加工。  
4 ~ 15 極品は両端の各々 2 極を各 1 方向に交互方向に加工。  
(断面 A-A は 1 方向に加工される)

KINK FORMING  
2 & 3P: ALL POSITIONS TO MUTUAL DIRECTION  
4 - 15P: A COUPLE OF EACH 2 POSITIONS TO MUTUAL DIRECTION AT BOTH ENDS

33.7	30.7	28	15	1-172429-5	3-172429-5	5-172429-5	7-172429-5	9-172429-5
21.7	28.7	26	14.1	-4.3-	-4.5-	-4.7-	-4.9-	-4.1-
12.7	26.7	24	13.1	-3.3-	-3.5-	-3.7-	-3.9-	-3.1-
27.7	24.7	22	12.1	-2.3-	-2.5-	-2.7-	-2.9-	-2.1-
25.7	22.7	20	11.1	-1.3-	-1.5-	-1.7-	-1.9-	-1.1-
23.7	20.7	18	10.1	-0.3-	-0.5-	-0.7-	-0.9-	-0.1-
21.7	18.7	16	9	0.2	-0.4-	-0.6-	-0.8-	-0.9
19.7	16.7	14	8	-0.2	-0.4-	-0.6-	-0.8-	-0.8
17.7	14.7	12	7	-0.2	-0.4-	-0.6-	-0.8-	-0.7
15.7	12.7	10	6	-0.2	-0.4-	-0.6-	-0.8-	-0.6
12.5	10.6	8	5	-0.2	-0.4-	-0.6-	-0.8-	-0.5
10.5	8.6	6	4	-0.2	-0.4-	-0.6-	-0.8-	-0.4
8.5	6.6	4	3	-0.2	-0.4-	-0.6-	-0.8-	-0.3
6.5	4.6	2	2	172429-2	2-172429-2	4-172429-2	6-172429-2	8-172429-2

E	G	N	P
黒	青	緑	赤
BLACK	BLUE	GREEN	RED
白	WHITE		

製品仕様書 PRODUCT SPEC. 108-5156

取付適用仕様書 APPLICATION SPEC. 114-5063

取扱説明書 INSTRUCTION SHEET IS-162J

AMP 株式会社 AMP TOKYO, JAPAN

AMP ULTREX SPRING HEADER (垂直型)

172429-2 PBT ホットプレス成形品

HOUSING: PBT 9/E SPRING: PRETIN, MCS-80

公差 TOLERANCE: ±0.4

縮尺 SCALE: 5:1

REV. 10. DIMENSIONS IN INCH DO NOT SCALE PRINT.

REV.	DATE	DESCRIPTION
C	1982-09-22	1) 変更
S	1982-09-27	2) 修正
A	1982-10-23	3) 修正
O	1982-11-18	4) 完成
TR		5) 完成

CUSTOMER DRAWING 参考図面