

Multilayer Ceramic Chip Capacitors

For automobile(Safety design type)

CEU series

Type: CEU3(C1608[EIA CC0603])
CEU4(C2012[EIA CC0805])

Issue date: August 2011

- All specifications are subject to change without notice.
- Conformity to RoHS Directive: This means that, in conformity with EU Directive 2002/95/EC, lead, cadmium, mercury, hexavalent chromium, and specific bromine-based flame retardants, PBB and PBDE, have not been used, except for exempted applications.

REMINDERS

Please read this before using the product.

SAFETY REMINDERS

REMINDERS

1. If you intend to use a product listed in this catalog for a purpose that may cause loss of life or other damage, you must contact our company's sales window.
2. We may modify products or discontinue production of a product listed in this catalog without prior notification.
3. We provide "Delivery Specification" that explain precautions for the specifications and safety of each product listed in this catalog. We strongly recommend that you exchange these delivery specifications with customers that use one of these products.
4. If you plan to export a product listed in this catalog, keep in mind that it may be a restricted item according to the "Foreign Exchange and Foreign Trade Control Law". In such cases, it is necessary to acquire export permission in harmony with this law.
5. Any reproduction or transferring of the contents of this catalog is prohibited without prior permission from our company.
6. We are not responsible for problems that occur related to the intellectual property rights or other rights of our company or a third party when you use a product listed in this catalog. We do not grant license of these rights.
7. This catalog only applies to products purchased through our company or one of our company's official agencies. This catalog does not apply to products that are purchased through other third parties.
8. The descriptions in this catalog apply as of August, 2011.

Multilayer Ceramic Chip Capacitors For Automobile(Safety Design Type)

Conformity to RoHS Directive

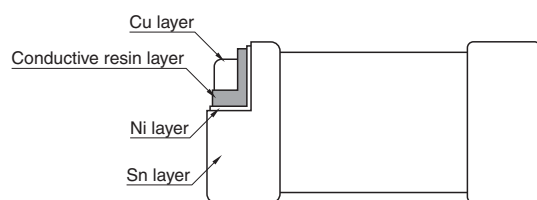
CEU Series

FEATURES

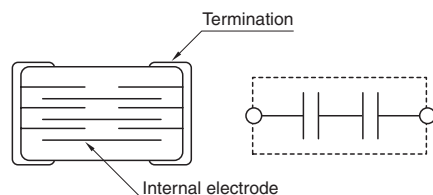
- Focuses on high quality, with a unique termination structure*1 and an internal structure that enhances its redundant design*2.
- The resin termination layer plated on the external terminations*1 absorbs external mechanical stress and protects the ceramic body.

Moreover, the serial structure*2 of the internal electrodes reduces the risk of electrical breakdown in the case of a crack occurring.

*1 Conductive resin termination structure



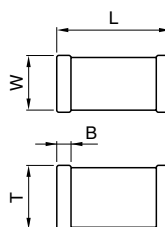
*2 Internal structure and equivalent circuit



APPLICATION EXAMPLES

- Power-lines of on-board batteries without protective circuits

SHAPES AND DIMENSIONS



DIMENSIONS

The dimensions of each product are described within the product name.

Dimensions L×W

The fourth digit number in the product name corresponds to the dimensions of L×W.

Refer to the table below for specific values.

Dimension code	Dimensions in mm		
	L	W	B
3	1.6±0.1	0.8±0.1	0.2min.
4	2.0±0.2	1.25±0.2	0.2min.

• Dimension tolerances are typical values.

Product's Thickness T

The value in parentheses at the end of the product name corresponds to thickness T.

Refer to the table of "CAPACITANCE RANGES" for specific values.

- For more information about the products of other capacitance or data, please contact us.
- Conformity to RoHS Directive: This means that, in conformity with EU Directive 2002/95/EC, lead, cadmium, mercury, hexavalent chromium, and specific bromine-based flame retardants, PBB and PBDE, have not been used, except for exempted applications.

• All specifications are subject to change without notice.
Please read the precautions before using this catalog.

PRODUCT IDENTIFICATION

CEU 3 E 2 X7R 1H 223 K (080 A A)
 (1) (2) (3) (4) (5) (6) (7) (8) (9) (10) (11)

(1) Series name

(2) Dimensions L×W

3	1.6×0.8mm
4	2.0×1.25mm

(3) Dimensions T

E	0.80mm
J	1.25mm

(4) Test voltage of loading at high temperature

(Guaranteed applied voltages)

1	1× the rated voltage
2	2× the rated voltage
3	1.5× the rated voltage
4	1.2× the rated voltage
5	1.1× the rated voltage

(5) Capacitance temperature characteristics

Class 2 (Temperature stable and general purpose)

Temperature characteristics	Capacitance change	Temperature range
X7R	±15%	-55 to +125°C

(6) Rated voltage E_{dc}

1H	50V
----	-----

(7) Nominal capacitance

The capacitance is expressed in three digit codes and in units of pico farads (pF).

The first and second digits identify the first and second significant figures of the capacitance.

The third digit identifies the multiplier.

R designates a decimal point.

333	33,000pF
104	100,000pF

(8) Capacitance tolerance

Symbol	Tolerance	Applicable capacitance range
K	±10%	Over 10pF
M	±20%	

(9) Dimensions T

Expressed by a three-digit number in mm units.

The second digit corresponds to the first decimal place, and the third digit corresponds to the second decimal place.

080	0.80mm
125	1.25mm

(10) Packaging style

A	ø178mm reel with 4mm-pitch
B	ø178mm reel with 2mm-pitch
C	ø178mm reel with 1mm-pitch
D	ø330mm reel with 4mm-pitch
E	ø330mm reel with 2mm-pitch
F	ø330mm reel with 1mm-pitch
H	Bulk(bag)
J	ø330mm reel with 8mm-pitch
K	ø178mm reel with 8mm-pitch

(11) TDK internal code

In brochures issued in August, 2011 and later, the product thickness and packing specifications are described at the end of the ordering name [the product name described in brochures] in parentheses.

Since the existing ordering name could not clearly express the product thickness and packing specifications, it has been changed to a new product description method that solves this inconvenience.

Please be aware that the last five digits of the ordering name on the delivery label and those in the brochure differ.

No changes have been made to the delivery name.

(Example)

Brochure issued date	Ordering name (description in the brochure)	Delivery name (description on the delivery label)
Prior to July, 2011	C1608X5R1C105K	C1608X5R1C105KT000N
August, 2011 or later	C1608X5R1C105K(080AA)	C1608X5R1C105KT000N

- For more information about the products of other capacitance or data, please contact us.
- Conformity to RoHS Directive: This means that, in conformity with EU Directive 2002/95/EC, lead, cadmium, mercury, hexavalent chromium, and specific bromine-based flame retardants, PBB and PBDE, have not been used, except for exempted applications.

- All specifications are subject to change without notice.
Please read the precautions before using this catalog.

CAPACITANCE RANGES: CLASS 2
TEMPERATURE CHARACTERISTICS: X7R(±15%)

Capacitance	Dimension L×W	Thickness T(mm)	Capacitance tolerance	Part No.	
				Rated voltage Edc: 100V	Rated voltage Edc: 50V
1nF	1608	0.80±0.15	±10%	CEU3E2X7R2A102K(080AA)	
			±20%	CEU3E2X7R2A102M(080AA)	
1.5nF	1608	0.80±0.15	±10%	CEU3E2X7R2A152K(080AA)	
			±20%	CEU3E2X7R2A152M(080AA)	
2.2nF	1608	0.80±0.15	±10%	CEU3E2X7R2A222K(080AA)	
			±20%	CEU3E2X7R2A222M(080AA)	
3.3nF	1608	0.80±0.15	±10%	CEU3E2X7R2A332K(080AA)	
			±20%	CEU3E2X7R2A332M(080AA)	
4.7nF	1608	0.80±0.15	±10%	CEU3E2X7R1H472K(080AA)	
			±20%	CEU3E2X7R1H472M(080AA)	
6.8nF	1608	0.80±0.15	±10%	CEU3E2X7R1H682K(080AA)	
			±20%	CEU3E2X7R1H682M(080AA)	
10nF	1608	0.80±0.15	±10%	CEU3E2X7R1H103K(080AA)	
			±20%	CEU3E2X7R1H103M(080AA)	
	2012	1.25±0.20	±10%	CEU4J2X7R2A103K(125AA)	
			±20%	CEU4J2X7R2A103M(125AA)	
15nF	1608	0.80±0.15	±10%	CEU3E2X7R1H153K(080AA)	
			±20%	CEU3E2X7R1H153M(080AA)	
22nF	2012	1.25±0.20	±10%	CEU4J2X7R2A153K(125AA)	
			±20%	CEU4J2X7R2A153M(125AA)	
33nF	1608	0.80±0.15	±10%	CEU3E2X7R1H223K(080AA)	
			±20%	CEU3E2X7R1H223M(080AA)	
	2012	1.25±0.20	±10%	CEU4J2X7R1H223K(125AA)	
			±20%	CEU4J2X7R1H223M(125AA)	
47nF	1608	0.80±0.15	±10%	CEU3E2X7R1H333K(080AA)	
			±20%	CEU3E2X7R1H333M(080AA)	
	2012	1.25±0.20	±10%	CEU4J2X7R1H333K(125AA)	
			±20%	CEU4J2X7R1H333M(125AA)	
68nF	1608	0.80±0.15	±10%	CEU3E2X7R1H473K(080AA)	
			±20%	CEU3E2X7R1H473M(080AA)	
	2012	1.25±0.20	±10%	CEU4J2X7R1H473K(125AA)	
			±20%	CEU4J2X7R1H473M(125AA)	
100nF	2012	1.25±0.20	±10%	CEU4J2X7R1H683K(125AA)	
			±20%	CEU4J2X7R1H683M(125AA)	
100nF	2012	1.25±0.20	±10%	CEU4J2X7R1H104K(125AA)	
			±20%	CEU4J2X7R1H104M(125AA)	

- For more information about the products of other capacitance or data, please contact us.
- Conformity to RoHS Directive: This means that, in conformity with EU Directive 2002/95/EC, lead, cadmium, mercury, hexavalent chromium, and specific bromine-based flame retardants, PBB and PBDE, have not been used, except for exempted applications.

- All specifications are subject to change without notice.
Please read the precautions before using this catalog.