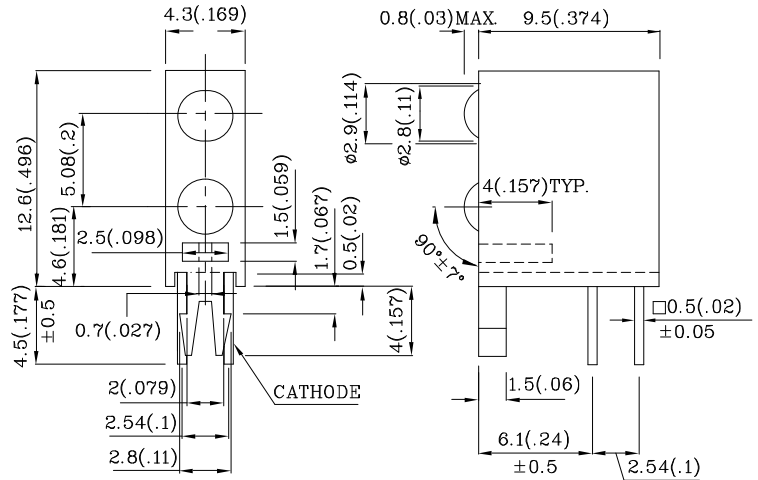


Features

- PRE-TRIMMED LEADS FOR PC BOARD MOUNTING.
- COLORS CAN BE MIXED IN A SINGLE HOUSING.
- I.C. COMPATIBLE.
- BLACK CASE ENHANCES CONTRAST RATIO.
- HIGH RELIABILITY LIFE MEASURED IN YEARS.
- UL RATING : 94V-0.
- HOUSING MATERIAL: TYPE 66 NYLON.
- RoHS COMPLIANT.



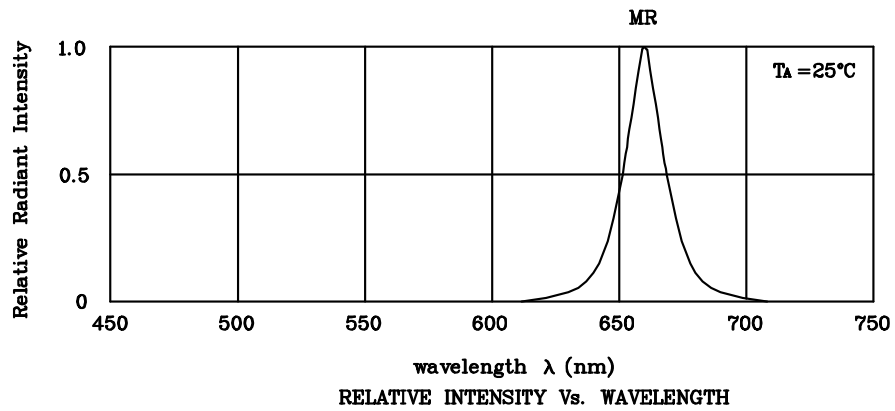
Notes:

1. All dimensions are in millimeters (inches).
2. Tolerance is $\pm 0.25(0.01)$ " unless otherwise noted.
3. Specifications are subject to change without notice.

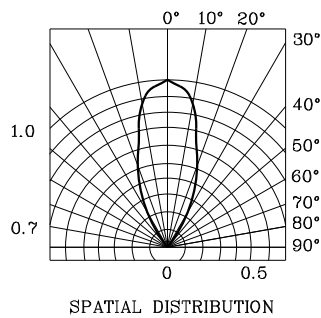
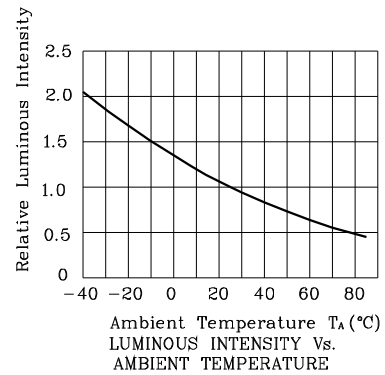
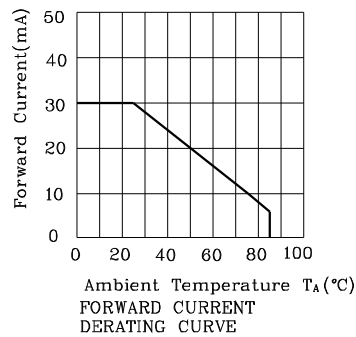
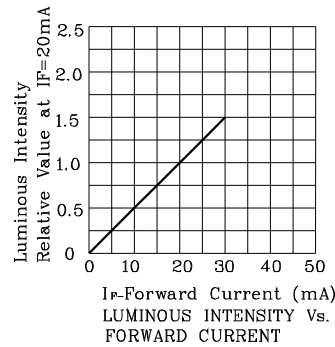
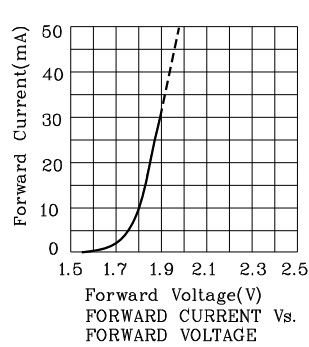
| Absolute Maximum Ratings (TA=25°C) | | MR (GaAlAs) | Unit |
|--|---------------------|----------------|------|
| Reverse Voltage | V _R | 5 | V |
| Forward Current | I _F | 30 | mA |
| Forward Current (Peak) 1/10 Duty Cycle 0.1ms Pulse Width | i _{FS} | 155 | mA |
| Power Dissipation | P _T | 75 | mW |
| Operating Temperature | T _A | -40 ~ +85 | °C |
| Storage Temperature | T _{stg} | -40 ~ +85 | |
| Lead Solder Temperature [2mm Below Package Base] | 260°C For 3 Seconds | | |
| Lead Solder Temperature [5mm Below Package Base] | 260°C For 5 Seconds | | |

| Operating Characteristics (TA=25°C) | | MR (GaAlAs) | Unit |
|--|----------------|----------------|------|
| Forward Voltage (Typ.) (I _F =20mA) | V _F | 1.85 | V |
| Forward Voltage (Max.) (I _F =20mA) | V _F | 2.5 | V |
| Reverse Current (Max.) (V _R =5V) | I _R | 10 | uA |
| Wavelength Of Peak Emission (Typ.) (I _F =20mA) | λ _P | 660 | nm |
| Wavelength Of Dominant Emission (Typ.) (I _F =20mA) | λ _D | 640 | nm |
| Spectral Line Full Width At Half-Maximum (Typ.) (I _F =20mA) | Δλ | 20 | nm |
| Capacitance (Typ.) (V _F =0V, f=1MHz) | C | 45 | pF |

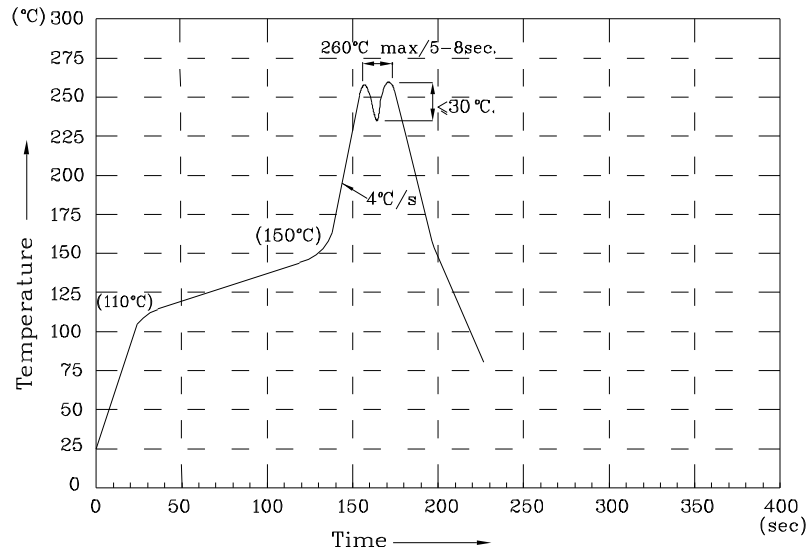
| Part Number | Emitting Color | Emitting Material | Lens-color | Luminous Intensity (I _F =20mA) mcd | | Wavelength nm λ _P | Viewing Angle 2 θ 1/2 |
|--|-------------------|----------------------|--------------|--|------|------------------------------------|-----------------------------|
| | | | | min. | typ. | | |
| YM2LMR11D | Red | GaAlAs | Red Diffused | 110 | 297 | 660 | 40° |
| Published Date : MAR 24 ,2008 Drawing No : SDSA4905 V3 Checked : B.L.LIU P.1/4 | | | | | | | |



❖ MR



Wave Soldering Profile For Lead-free Through-hole LED.



NOTES:

- 1.Recommend the wave temperature 245°C~260°C.The maximum soldering temperature should be less than 260°C.
- 2.Do not apply stress on epoxy resins when temperature is over 85 degree°C.
- 3.The soldering profile apply to the lead free soldering (Sn/Cu/Ag alloy).
- 4.No more than once.

Remarks:

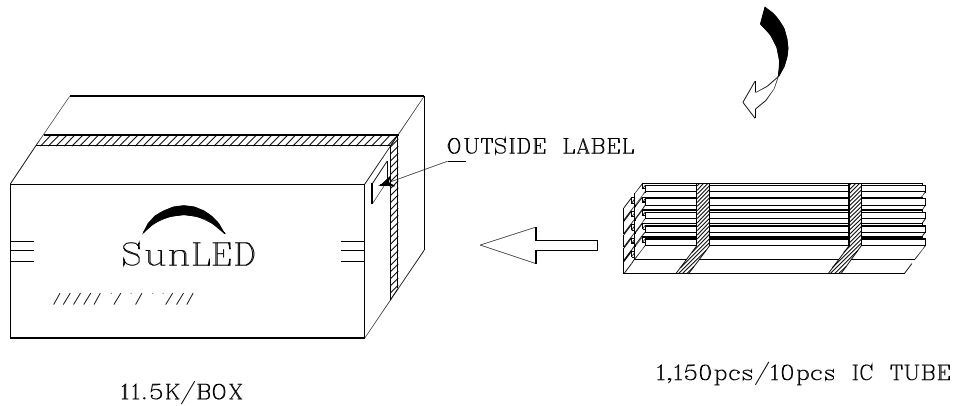
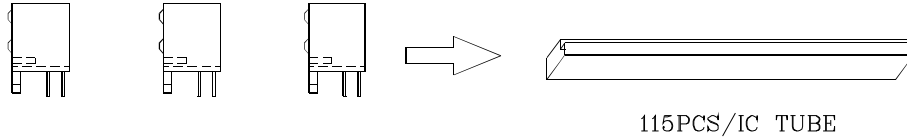

If special sorting is required (e.g. binning based on forward voltage, Luminous intensity/ luminous flux, or wavelength), the typical accuracy of the sorting process is as follows:

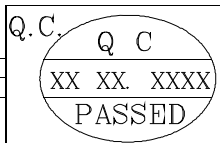

1. Wavelength: +/-1nm
2. Luminous intensity/ luminous flux: +/-15%
3. Forward Voltage: +/-0.1V

Note: Accuracy may depend on the sorting parameters.

PACKING & LABEL SPECIFICATIONS

YM2LMR11D

| | |
|--|-----------|
|  | |
| P/NO : YM2Lxx11x | |
| QTY : 115pcs | CODE: XXX |
| S/N : XX | |
| LOT NO : | |
|  XXXXXXXXXXXXXXXXXXXXXXXXXXXX | |
| RoHS Compliant | |