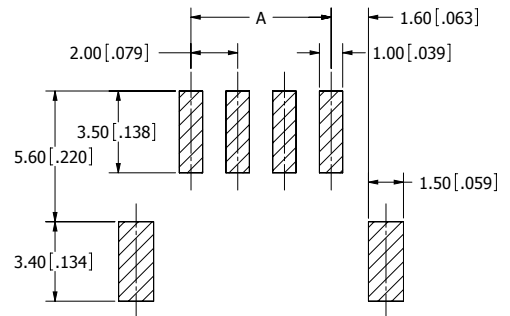
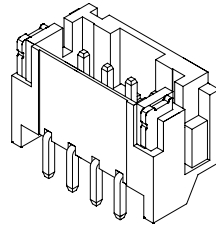
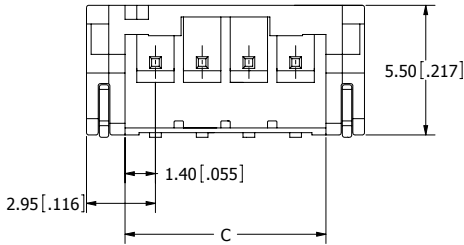


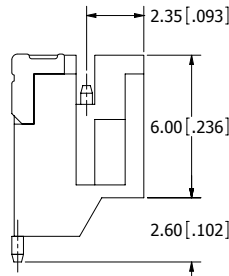
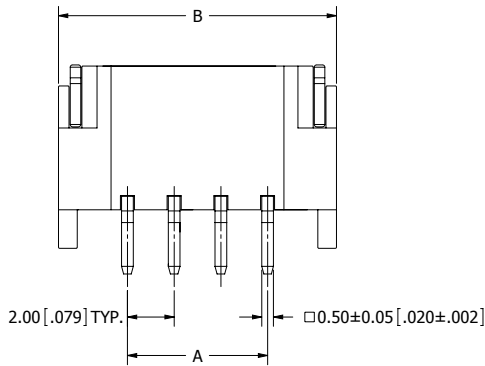
PART NUMBER CODING
SWR201-NRTN-S -HM-BG

NUMBER OF POSITIONS
 (CONTACTS PER ROW)

REVISIONS					
REV.	ECO. NO	DESCRIPTION	DATE	BY	
A	2235	INITIAL RELEASE	05/25/2011	LH	



RECOMMENDED PCB LAYOUT



Part Number	Positions/ Contacts	A		B		C	
		MM	INCH	MM	INCH	MM	INCH
SWR201-NRTN-S02-HM-BG	02/02	2.00	0.079	8.00	0.315	4.80	0.189
SWR201-NRTN-S03-HM-BG	03/03	4.00	0.157	10.00	0.394	6.80	0.268
SWR201-NRTN-S04-HM-BG	04/04	6.00	0.236	12.00	0.472	8.80	0.346
SWR201-NRTN-S05-HM-BG	05/05	8.00	0.315	14.00	0.551	10.80	0.425
SWR201-NRTN-S06-HM-BG	06/06	10.00	0.394	16.00	0.630	12.80	0.504
SWR201-NRTN-S07-HM-BG	07/07	12.00	0.472	18.00	0.709	14.80	0.583
SWR201-NRTN-S08-HM-BG	08/08	14.00	0.551	20.00	0.787	16.80	0.661
SWR201-NRTN-S09-HM-BG	09/09	16.00	0.630	22.00	0.866	18.80	0.740
SWR201-NRTN-S10-HM-BG	10/10	18.00	0.709	24.00	0.945	20.80	0.819
SWR201-NRTN-S11-HM-BG	11/11	20.00	0.787	26.00	1.024	22.80	0.898
SWR201-NRTN-S12-HM-BG	12/12	22.00	0.866	28.00	1.102	24.80	0.976
SWR201-NRTN-S13-HM-BG	13/13	24.00	0.945	30.00	1.181	26.80	1.055
SWR201-NRTN-S14-HM-BG	14/14	26.00	1.024	32.00	1.260	28.80	1.134
SWR201-NRTN-S15-HM-BG	15/15	28.00	1.102	34.00	1.339	30.80	1.213
SWR201-NRTN-S16-HM-BG	16/16	30.00	1.181	36.00	1.417	32.80	1.291

- NOTES:
1. INSULATOR MATERIAL: NYLON 46, UL94V-0, COLOR: BEIGE.
 2. CONTACT MATERIAL: BRASS.
 3. CONTACT PLATING: .000020" MIN. NICKEL UNDERPLATE, PURE TIN, BRIGHT OVERALL.
 4. CURRENT RATING: 1 AMP PER CONTACT.
 5. VOLTAGE RATING: 125V AC/DC.
 6. INSULATOR RESISTANCE: 1000 MEGOHMS MIN.
 7. CONTACT RESISTANCE: 20 MILLIOHMS MAX.
 8. DIELECTRIC WITHSTANDING VOLTAGE: 800V AC.
 9. OPERATING TEMPERATURE: -25° C TO +85° C.
 10. MATES WITH SWH201 SERIES SINGLE ROW HOUSING.



RoHS COMPLIANT

UNLESS OTHERWISE SPECIFIED: DIMENSIONS ARE IN MM(INCHES)	DRAWN	DATE	NAME	
		05/25/2011	LH	
TOLERANCES: ANGULAR: X± 0.3 [01] XX± 0.30 [012]	THE INFORMATION HEREIN CONTAINS PROPRIETARY INFORMATION OF SULLINS ELECTRONICS AND IS NOT TO BE REPRODUCED, USED OR DISCLOSED TO OTHERS FOR ANY PURPOSE EXCEPT AS SPECIFICALLY AUTHORIZED IN WRITING BY AN OFFICER OF SULLINS ELECTRONICS.			TITLE
INTERPRET DIMENSIONS AND TOLERANCING PER: ASME Y14.5M-2009				WAFER 2.0mm[.079"] CC, 1 ROW, HM PART NUMBER SWR201-NRTN-S -HM-BG
	SCALE: 8:1	CAGE CODE 54453	DWG. NO. 11626	REV A
			SHEET 1 OF 1	