


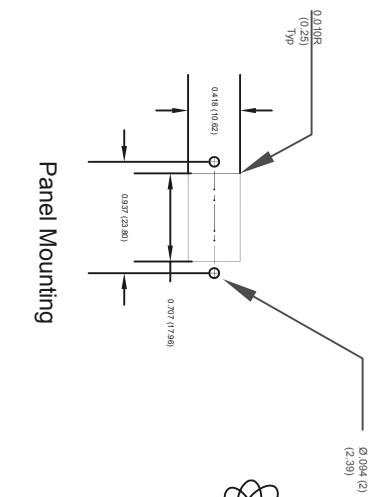
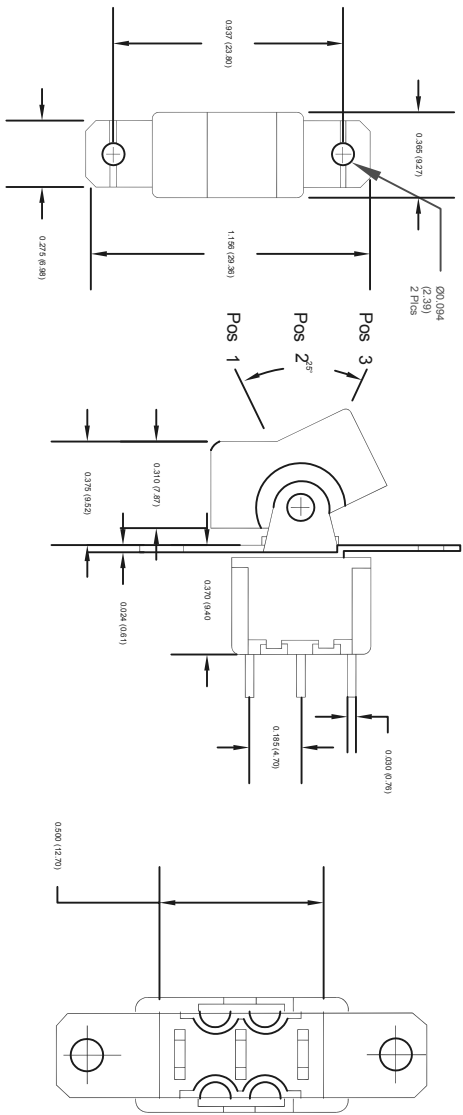


SPC
TECHNOLOGY

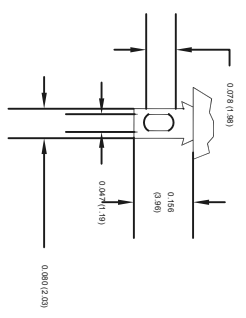
ALL RIGHTS RESERVED. NO PORTION OF THIS PUBLICATION, WHETHER IN WHOLE OR IN PART CAN BE REPRODUCED WITHOUT THE EXPRESS WRITTEN CONSENT OF SPC TECHNOLOGY.

SPC-F005.DWG

REVISIONS		DOC. NO.	Effective: 7/8/02		DCP No: 1398	
DCP #	REV	DESCRIPTION	DRAWN	DATE	CHECKD	DATE
			SHA	11-08-10	MRD	14-08-10
			XXX		XXX	25-08-10



Conn. Terms	Switching Position		
	On	None	On
2-3	Open	2-1	
Schematic	SPDT O2 Comm. 1 3		



Solder Lug

Dimensions : Inches (mm)

Schematic

Specifications:

Electrical:
 Contact rating: 5A at 120 VAC or 28 VDC, 2A at 250 VAC
 Contact resistance: 10 milliohms maximum
 Insulation resistance: 1,000 megohms minimum at 500 VDC
 Dielectric strength: 1,000 VRMS

Mechanical:
 Life: 50,000 cycles

Environmental:
 Operating Temperature: -30°C to +85°C

Material:
 Case: DAP, UL 94V-0
 Housing: Stainless Steel
 Actuator: Nylon, Black
 Bushing: Brass, Nickel Plated
 Contact/Terminals: Copper Alloy, Silver Plated

Part Number Table

Description	Part Number
Rocker Switch, SPDT	SPC21512

TOLERANCES:

UNLESS OTHERWISE SPECIFIED, DIMENSIONS ARE FOR REFERENCE PURPOSES ONLY.

DISCLAIMER:
 ALL STATEMENTS AND TECHNICAL INFORMATION CONTAINED HEREIN ARE BASED UPON INFORMATION AND/OR TESTS WE BELIEVE TO BE ACCURATE AND RELIABLE. SINCE CONDITIONS OF USE ARE BEYOND OUR CONTROL, THE USER SHALL DETERMINE THE SUITABILITY OF THE PRODUCT FOR THE INTENDED USE AND ASSUME ALL RISK AND LIABILITY WHATSOEVER IN CONNECTION THEREWITH.

DRAWN BY:	DATE:
SHA	11-08-10
CHECKED BY:	DATE:
MRD	14-08-10
APPROVED BY:	DATE:
XXX	25-08-10

DRAWING TITLE:		ROCKER SWITCH, SPDT	
SIZE	DWG. NO.	ELECTRONIC FILE	REV
XXX	XXX	53H6650	A
SCALE:	NTS	U.O.M.: INCHES [mm]	SHEET: 1 OF 1