

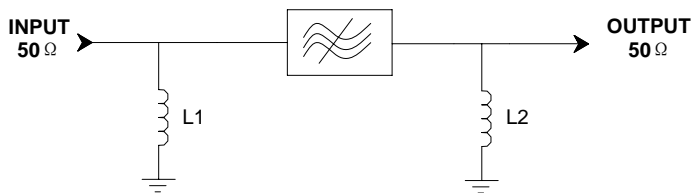
Specifications

Parameter	Unit	Minimum	Typical	Maximum
Center Frequency	MHz	159.9	160	160.1
Insertion Loss	dB	-	32.5	33
3 dB Bandwidth	MHz	18.5	18.59	-
30 dB Bandwidth	MHz	-	19.32	19.4
40 dB Bandwidth	MHz	-	19.48	19.6
50 dB Bandwidth	MHz	-	19.75	20
Passband Variation	dB	-	1.1	1.5
Absolute Delay	usec	-	3.95	4
Ultimate Rejection	dB	45	48	-
Material Temperature coefficient	KHz/°C	-2.88		
Ambient Temperature	°C	25		
Package Size	DIP3512 (35.0x12.8x4.7mm3)			

Notes:


1. All specifications are based on the test circuit shown
2. In production, devices will be tested at room temperature to a guardbanded specification to ensure electrical compliance over temperature
3. Electrical margin has been built into the design to account for the variations due to temperature drift and manufacturing tolerances
4. This is the optimum impedance in order to achieve the performance show

Matching Configuration

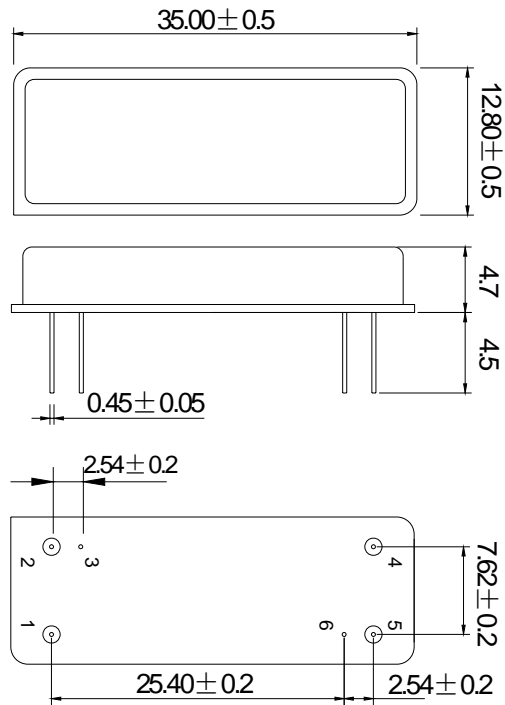


L1=15nH L2=10nH
Source/Load Impedance=50 ohm

Notes - Component values may change depending
on board layout.

	SIPAT Co., Ltd. (CETC No. 26 Research Institute) Nanping Huayuan Road No. 14 Chongqing, China, 400060	Part Number	LBT16038	
		Rev. Date	2006-5-26	
		Rev.	1.0	Page


Package Dimension



Input	1
Output	5
Ground	2,3,4,6

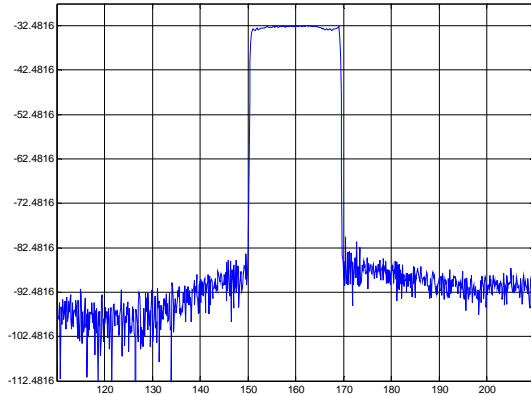
Package: DIP3512

Unit: mm

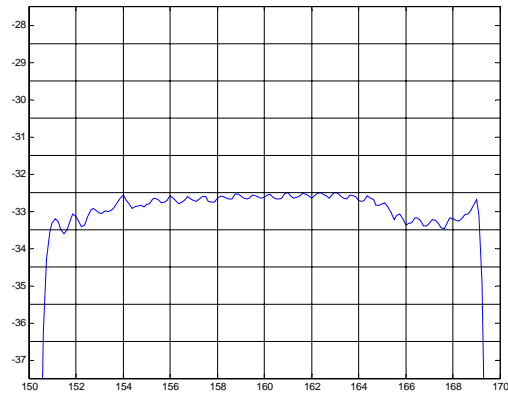
	SIPAT Co., Ltd. (CETC No. 26 Research Institute) Nanping Huayuan Road No. 14 Chongqing, China, 400060	Part Number LBT16038
		Rev. Date 2006-5-26
	Rev. 1.0	Page 2/3

Typical Performance

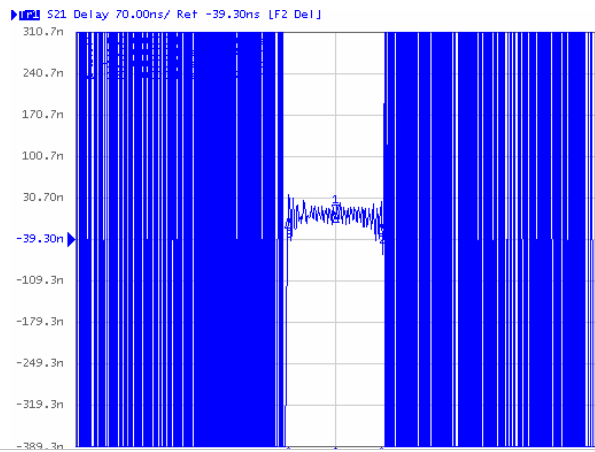
Frequency Respond



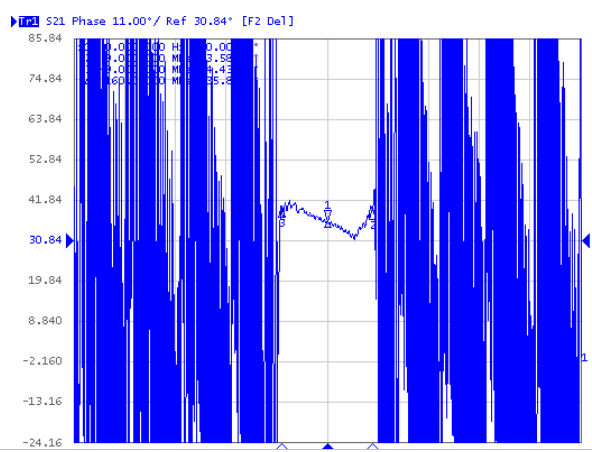
Passband Respond



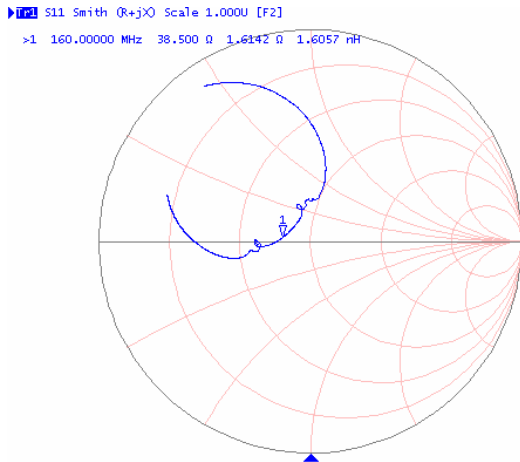
Group Delay Variation($f_0 \pm 9\text{MHz}$)



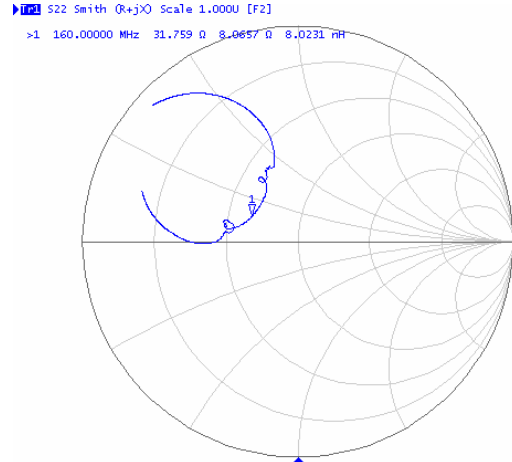
Phase Linearity($f_0 \pm 9\text{MHz}$)



Smith Chart S11



Smith Chart S22



SIPAT Co., Ltd.
(CETC No. 26 Research Institute)
Nanping Huayuan Road No. 14
Chongqing, China, 400060

Part Number

LBT16038

Rev. Date

2006-5-26

Rev.

1.0

Page 3/3