



# IEC Inlet Filters FN 380

## Versatile Filtered Power Entry Module

**SCHAFFNER**  
energy efficiency and reliability



- Rated currents up to 6A
- Single or dual-fuse holder
- Fuses Ø6.3 x 32mm or Ø5 x 20mm
- 2-pole rocker switch
- General purpose application
- Optional medical versions (B type)

### Approvals



### Technical specifications

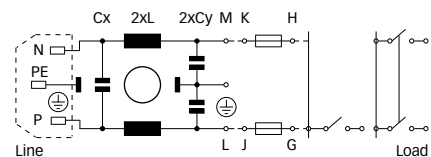
Maximum continuous operating voltage:	250VAC, 50/60Hz
Operating frequency:	50 to 400Hz
Rated currents:	2 to 6A @ 40°C max.
High potential test voltage:	P -> PE 2000VAC for 2 sec (standard types)
	P -> PE 2500VAC for 2 sec (B types)
	P -> N 760VAC for 2 sec
Protection category:	IP40 according to IEC 60529
Temperature range (operation and storage):	-25°C to +85°C (25/85/21)
Design corresponding to:	UL 1283, CSA 22.2 No. 8 1986, IEC/EN 60939
Flammability corresponding to:	UL 94V-2 or better
MTBF @ 40°C/230V (Mil-HB-217F):	550,000 hours

### Rocker switch description:

Function:	2-pole, dark not illuminated
	Marking I - 0
Electrical specifications:	Inrush current 51A
	6,000 on-off operations according to UL 1054, TV 5
	10,000 on-off operations according to ENEC
Mechanical life:	50,000 cycles
Switch ratings:	
USA (UL):	6A, 125VAC; 4A, 250VAC; 1/10HP
Canada (CSA):	6A, 125VAC; 4A, 250VAC; 1/10HP
Europe (ENEC):	6A (4A), 250VAC*

\* Value in () relates to the inductive current charge:  $\cos \gamma = 0.65$

### Typical electrical schematic



### Features and benefits

The FN 380 power entry module combines an IEC inlet, a mains filter with a single or dual-fuse holder and a 2-pole rocker switch.

Choosing FN 380 product line brings you the rapid availability of a standard filter associated with the necessary safety acceptances.


Standard IEC connector filters are a practical solution helping you to pass EMI system approval in a short time. A wide selection on amperage ratings, fuse options, mounting possibilities and filters for medical applications are designed to offer you the desired solution.

- Good conducted attenuation performance, based on chokes with high saturation resistance and excellent thermal behavior.
- Rear/front or snap-in mounting.
- Single or dual-fuse holder.
- USA Ø6.3 x 32mm or EU Ø5 x 20mm fuses.
- 2-pole rocker switch.
- Custom-specific versions are available on request.

### Typical applications

- Portable electrical and electronic equipment
- Consumer goods
- EDP and office equipment
- Single-phase power supplies, switch-mode power supplies
- Test and measurement equipment
- Medical equipment

Filter selection table

Filter*	Rated current @ 40°C (25°C)	Leakage current** @ 230VAC/50Hz	Inductance L	Capacitance		Resistance R	Output connections 	Fuses*** [Qty]	Weight [g]
	[A]	[µA]	[mH]	Cx [nF]	Cy [nF]	[kΩ]			
FN 380-2-2.	2 (2.4)	373	0.70	47	2.2		13	1	55
FN 380-4-2.	4 (4.8)	373	0.30	47	2.2		13	1	55
FN 380-6-2.	6 (7.2)	373	0.18	47	2.2		13	1	55
FN 382-2-2.	2 (2.4)	373	0.70	47	2.2		13	2	55
FN 382-4-2.	4 (4.8)	373	0.30	47	2.2		13	2	55
FN 382-6-2.	6 (7.2)	373	0.18	47	2.2		13	2	55
FN 385-2-2.	2 (2.4)	373	2.00	47	2.2		13	2	65
FN 385-4-2.	4 (4.8)	373	0.80	47	2.2		13	2	65
FN 385-6-2.	6 (7.2)	373	0.50	47	2.2		13	2	65
FN 388-2-2.	2 (2.4)	373	0.70	47	2.2		13	2	60
FN 388-4-2.	4 (4.8)	373	0.30	47	2.2		13	2	60
FN 388-6-2.	6 (7.2)	373	0.18	47	2.2		13	2	60
FN 389-2-2.	2 (2.4)	373	2.00	47	2.2		13	2	70
FN 389-4-2.	4 (4.8)	373	0.80	47	2.2		13	2	70
FN 389-6-2.	6 (7.2)	373	0.50	47	2.2		13	2	70
FN 382B-2-2.	2 (2.4)	2	0.70	47		1000	13	2	55
FN 382B-4-2.	4 (4.8)	2	0.30	47		1000	13	2	55
FN 382B-6-2.	6 (7.2)	2	0.18	47		1000	13	2	55
FN 389B-2-2.	2 (2.4)	2	2.00	47		1000	13	2	70
FN 389B-4-2.	4 (4.8)	2	0.80	47		1000	13	2	70
FN 389B-6-2.	6 (7.2)	2	0.50	47		1000	13	2	70

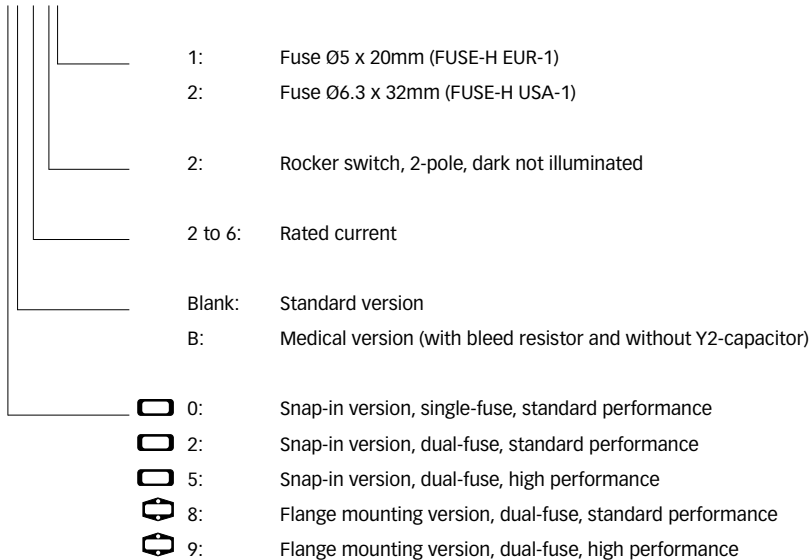
\* Select the requested fuse holder for fuse EUR-1 or USA-1.

\*\* Maximum leakage under normal operating conditions. Note: if the neutral line is interrupted, worst case leakage could reach twice this level.

\*\*\* Filters are delivered without fuse.

Product selector

FN 38xx-y-zz

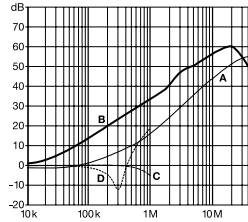


For example: FN 380-6-21, FN 388-4-22, FN 389B-2-21

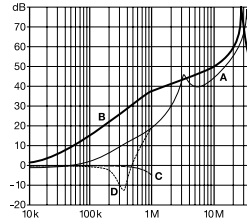
**Typical filter attenuation**

Per CISPR 17; A = 50Ω/50Ω sym; B = 50Ω/50Ω asym; C = 0.1Ω/100Ω sym; D = 100Ω/0.1Ω sym

FN 380 / FN 382 / FN 388

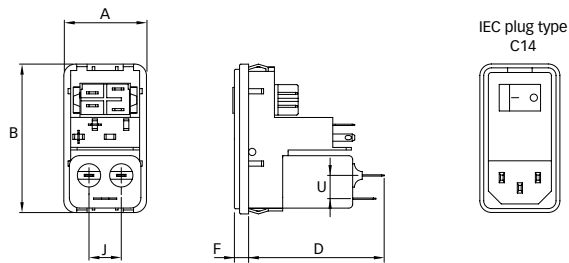


FN 385 / FN 389

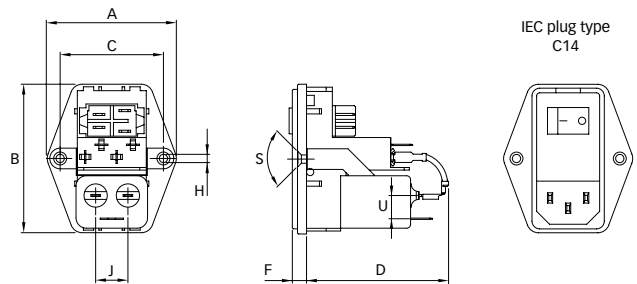


**Mechanical data**

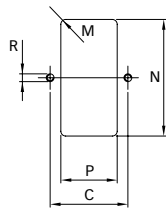
FN 380 / FN 382 / FN 385



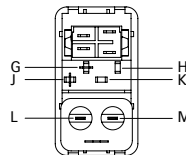
FN 388 / FN 389



**Panel cut out**



**Connection designation**



**Dimensions**

	FN 380	FN 382	FN 385	FN 388	FN 389	Tolerances
A	32	32	32	50	50	±0.3
B	58	58	58	58	58	±0.3
C				40	40	±0.1
D	51	51	61	51	61	
F	5.5	5.5	5.5	5.5	5.5	
H				Ø3.3	Ø3.3	
J	12.5	12.5	12.5	12.5	12.5	
M	R ≤ 2	R ≤ 2	R ≤ 2	R ≤ 2	R ≤ 2	±0.1
N	55.9*/56.2**	55.9*/56.2**	55.9*/56.2**	55.9*/56.2**	55.9*/56.2**	+0.2/-0
P	28.5	28.5	28.5	28.5	28.5	+0.2/-0
R				M3	M3	
S				90°	90°	
U	9	9	9	9	9	

\* For a back panel thickness between 0.8 and 2.0mm

\*\* For a back panel thickness between 2.1 and 3.2mm

All dimensions in mm; 1 inch = 25.4mm

Tolerances according: ISO 2768-m / EN 22768-m

**Headquarters and  
global innovation and  
development center**

**Schaffner Group**  
Nordstrasse 11  
4542 Luterbach  
Switzerland  
T +41 32 681 66 26  
F +41 32 681 66 30  
info@schaffner.ch  
[www.schaffner.com](http://www.schaffner.com)

**Sales and application centers**

**China**  
**Schaffner EMC Ltd. Shanghai**  
Building 11, Lane 1365  
East Kangqiao Road  
Shanghai 201319  
T +86 21 6813 9855  
F +86 21 6813 9811  
cschina@schaffner.com  
[www.schaffner.com](http://www.schaffner.com)

**Germany**  
**Schaffner Deutschland GmbH**  
Schoemperlenstrasse 12B  
76185 Karlsruhe  
T +49 721 56910  
F +49 721 569110  
germanysales@schaffner.com

**Finland**  
**Schaffner Oy**  
Tynninkuja 7  
08700 Lohja  
T +358 19 35 72 71  
F +358 19 32 66 10  
finlandsales@schaffner.com

**France**  
**Schaffner EMC S.A.S.**  
112, Quai de Bezons  
95103 Argenteuil  
T +33 1 34 34 30 60  
F +33 1 39 47 02 28  
francesales@schaffner.com

**Italy**  
**Schaffner EMC S.r.l.**  
Via Galileo Galilei, 47  
20092 Cinisello Balsamo (MI)  
T +39 02 66 04 30 45/47  
F +39 02 61 23 943  
italysales@schaffner.com

**Japan**  
**Schaffner EMC K.K.**  
Mitsui-Seimei Sangenjaya Bldg. 7F  
1-32-12, Kamiiuma, Setagaya-ku  
Tokyo 154-0011  
T +81 3 5712 3650  
F +81 3 5712 3651  
japansales@schaffner.com  
[www.schaffner.jp](http://www.schaffner.jp)

**Sweden**  
**Schaffner EMC AB**  
Turebergstorg 1, 6  
19147 Sollentuna  
T +46 8 5792 1121/22  
F +46 8 92 96 90  
swedensales@schaffner.com

**Switzerland**  
**Schaffner EMV AG**  
Nordstrasse 11  
4542 Luterbach  
T +41 32 681 66 26  
F +41 32 681 66 41  
sales@schaffner.ch

**Singapore**  
**Schaffner EMC Pte Ltd.**  
Blk 3015A Ubi Road 1  
05-09 Kampong Ubi Industrial  
Estate  
T +65 6377 3283  
F +65 6377 3281  
singaporesales@schaffner.com

**Spain**  
**Schaffner EMC España**  
Calle Caléndula 93,  
Miniparc III, Edificio E  
El Soto de la Moraleja,  
Alcobendas  
28109 Madrid  
T +34 618 176 133  
spainsales@schaffner.com

**Taiwan**  
**Schaffner EMV Ltd.**  
6th Floor, No 413  
Rui Guang Road  
Neihu District  
Taipei City 114  
T +886 2 87525050  
F +886 2 87518086  
taiwansales@schaffner.com

**Thailand**  
**Schaffner EMC Co. Ltd.**  
Northern Region Industrial Estate  
67 Moo 4 Tambon Ban Klang  
Amphur Muang P.O. Box 14  
Lamphun 51000  
T +66 53 58 11 04  
F +66 53 58 10 19  
thailandsales@schaffner.com

**UK**  
**Schaffner Ltd.**  
5 Ashville Way  
Molly Millars Lane  
Wokingham  
Berkshire RG41 2PL  
T +44 118 9770070  
F +44 118 9792969  
uksales@schaffner.com  
[www.schaffner.uk.com](http://www.schaffner.uk.com)

**USA**  
**Schaffner EMC Inc.**  
52 Mayfield Avenue  
Edison, New Jersey 08837  
T +1 732 225 9533  
F +1 732 225 4789  
usasales@schaffner.com  
[www.schaffner.com/us](http://www.schaffner.com/us)

To find your local partner within  
Schaffner's global network, please go to

[www.schaffner.com](http://www.schaffner.com)

May 2011

© 2011 Schaffner EMC.  
Specifications subject to change without  
notice. All trademarks recognized.

Schaffner is an ISO-registered company.  
Its products are designed and manufac-  
tured under the strict quality and environ-  
mental requirements of the ISO 9001 and  
ISO 14001 standards.

This document has been carefully  
checked. However, Schaffner does not  
assume any liability for errors or inac-  
curacies.