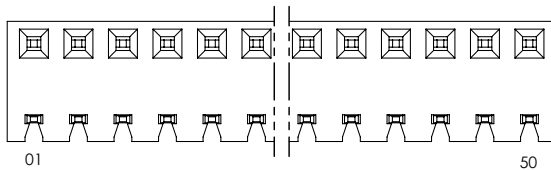


REVISION J

DO NOT  
SCALE FROM  
THIS PRINT



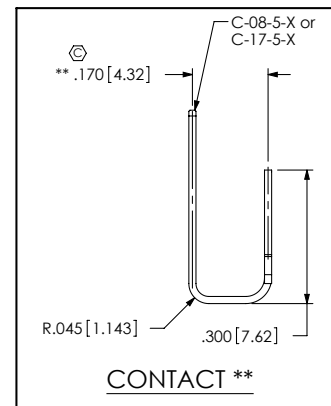
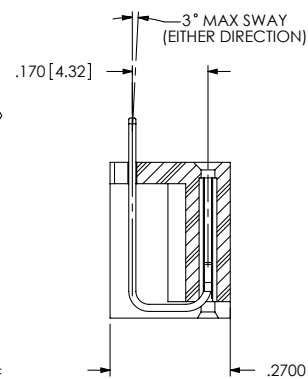
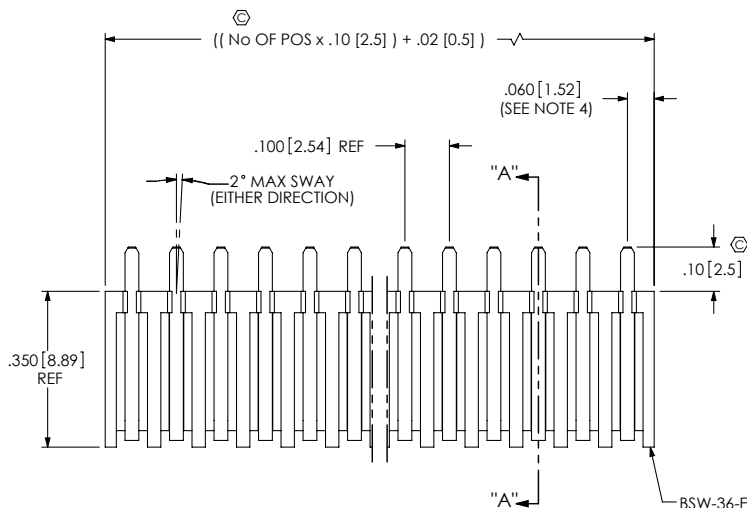
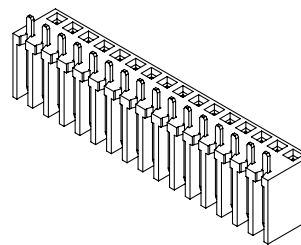
BSW-1XX-XX-X-E

POS SPECIFICATION  
-02 THRU -36

ROW OPTION  
-E: EXTENDED SINGLE ROW

CONTACT SPECIFICATION  
-04: C-8-5-X  
(STANDARD I/W FORCES)  
-24: C-17-5-X  
(LOW I/W FORCES)

PLATING SPECIFICATION  
-G: 20μ" GOLD IN CONTACT AREA,  
3μ" GOLD ON TAIL  
-T: MATTE TIN CONTACT AND TAIL  
(CONTACT -04 ONLY)  
-S: 30μ" SELECTIVE GOLD IN CONTACT,  
MATTE TIN ON TAIL  
-H: 30μ" HEAVY GOLD IN CONTACT,  
3μ" GOLD ON TAIL  
(CONTACT -04 ONLY)  
-L: 10μ" SELECTIVE GOLD IN CONTACT,  
MATTE TIN ON TAIL



\*\* MUST VERIFY THIS DIMENSION AT BEGINNING,  
MIDDLE AND END OF EACH LOT.

NOTES:

1. Ⓢ REPRESENTS A CRITICAL DIMENSION.
2. MINIMUM PUSHOUT FORCE: 3 LB
3. MAXIMUM ALLOWABLE BOW: .003 [.07] INCH/INCH AFTER ASSEMBLY.
4. "END WALLS" AFTER CUTTING MUST BE .023 ± .005 [.58 ± .12]

SECTION "A"- "A"  
SCALE 3:1

UNLESS OTHERWISE SPECIFIED,  
DIMENSIONS ARE IN INCHES.  
TOLERANCES ARE:  
DECIMALS ANGLES  
.X: ± .1 [2.54]  
.XX: ± .01 [.25]  
.XXX: ± .005 [.127]  
.XXXX: ± .0020 [.051]

PROPRIETARY NOTE  
THIS DOCUMENT CONTAINS INFORMATION  
CONFIDENTIAL AND PROPRIETARY TO  
SAMTEC, INC. AND SHALL NOT BE REPRODUCED  
OR TRANSFERRED TO OTHER DOCUMENTS OR  
DISCLOSED TO OTHERS OR USED FOR ANY  
PURPOSE OTHER THAN THAT WHICH IT WAS  
OBTAINED WITHOUT THE EXPRESSED WRITTEN  
CONSENT OF SAMTEC, INC.

MATERIAL: DO NOT SCALE DRAWING SHEET SCALE: 3:1  
INSULATOR: PET 30% GLASS FILLED, COLOR: BLACK  
CONTACT: PHOSPHOR BRONZE

F:\DWG\MISC\Wkg\BSW-1XX-XX-X-E-MKT.SLDDRW

**samtec**

520 PARK EAST BLVD, NEW ALBANY, IN 47150  
PHONE: 812-944-6733 FAX: 812-948-5047  
E-Mail: info@SAMTEC.com code: 55322

DESCRIPTION:  
SPECIAL BOTTOM MOUNT ASSEMBLY

DWG. NO. BSW-1XX-XX-X-E

BY: G REIDINGER 04/21/1993 SHEET 1 OF 1