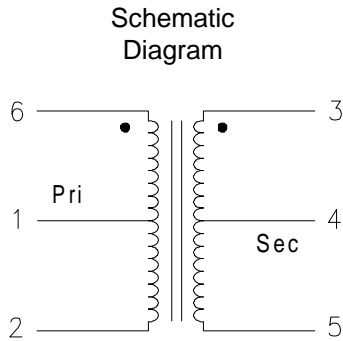


T1 Carrier Transformer

Turns Ratio ($\pm 5\%$)

1CT : 1CT



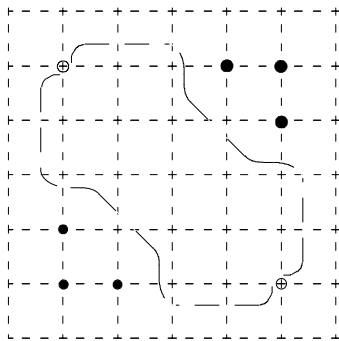
PARAMETER	MIN.	MAX.	UNITS
Open Circuit Inductance	7.4		mH
Leakage Inductance		2.2	μ H
Interwinding Capacitance ($C_{w/w}$)		150	pF
Primary DC Resistance		2.0	ohms
Longitudinal Balance 4 kHz (2-6) or (3-5), 1&4 Grounded	40		dB
Dielectric Strength	1000		Vdc

Input Pulse Characteristics: Squarewave with Amplitude = 6.0 V and Pulse Width = 324 ns

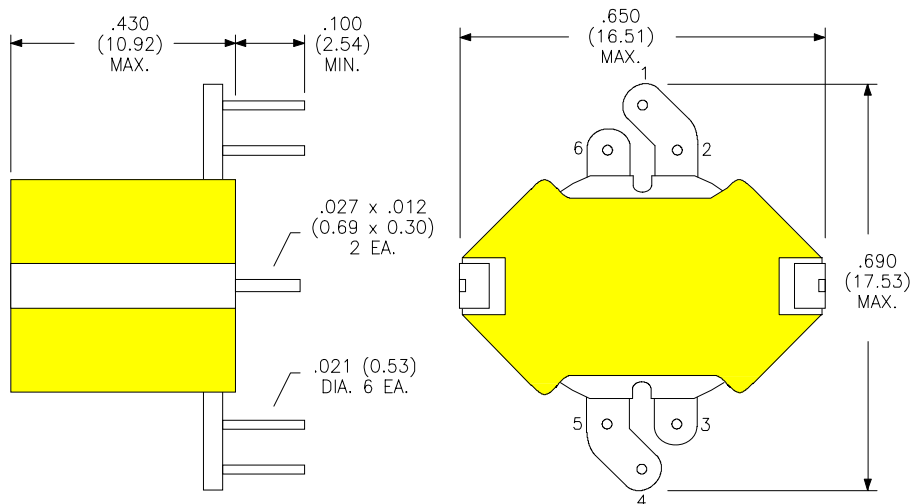
Output Pulse Characteristics: Squarewave with Amplitude = 6.0 ± 0.5 V
Rise/Fall Time = 150 ns maximum
Droop = 10 % maximum.

0.100 Inch Grid

- Holes for Pins
- Holes for Clips



Physical Dimensions
inches (mm)



INSULATOR ON BOTTOM
SURFACE OF UNIT

RHOMBUS P/N: **T-13926**

CUST P/N:

NAME:

DATE: **9/03/96**

SHEET: 1 OF 1