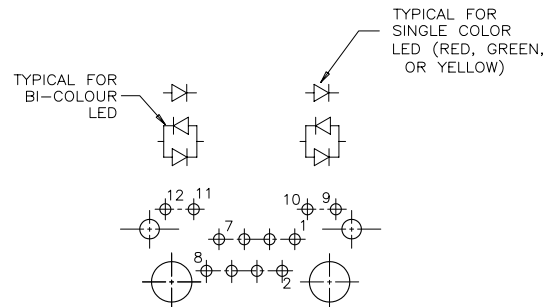


REVISIONS				
SYM	ZONE	ECN, ERN NO.	DATE	APPRD.
E		REVISED	01/12/05	D.M.
F		REVISED	05/06/28	L.CHAN
G		REVISED	OCT 24,08	L.CHAN



BI-COLOUR LED DETAIL
(RED/YELLOW AND GREEN/ORANGE LED'S ARE ALSO AVAILABLE)



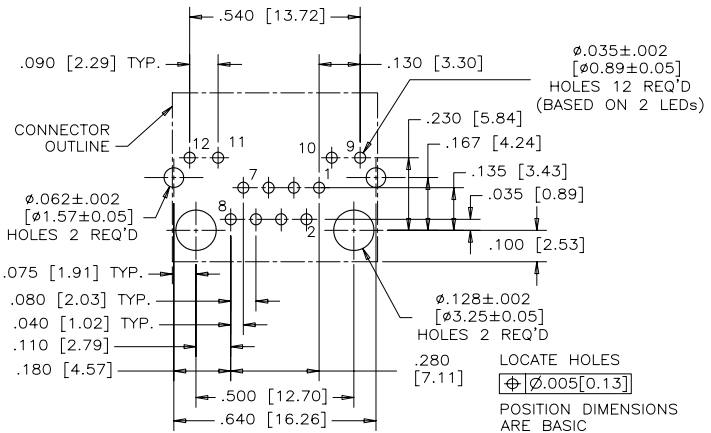
LED SCHEMATIC

MATERIALS:

- PLASTIC HOUSING: THERMOPLASTIC POLYESTER
FLAMMABILITY RATING UL94V-0
- CONTACTS: PHOSPHOR BRONZE
PLATING: 30 MICRO" [0.76 MICRONS] GOLD OVER
50 MICRO" [1.27 MICRONS] NICKEL.
- SHIELD: COPPER ALLOY.
PLATING: NICKEL WITH
PURE-TIN DIPPED PCB TAIL.

PART NUMBER: RJHS-338X

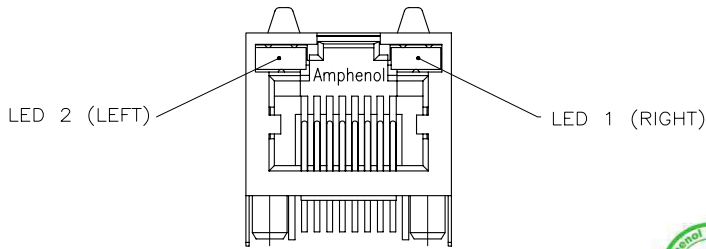
REFER TO LED OPTIONS DRAWING FOR ORDERING CODES



RECOMMENDED P.C.B. LAYOUT
(COMPONENT SIDE OF BOARD)

THIS DOCUMENT CONTAINS PROPRIETARY INFORMATION AND SUCH INFORMATION MAY NOT BE DISCLOSED TO OTHERS FOR ANY PURPOSE OR USED FOR MANUFACTURING PURPOSES WITHOUT WRITTEN PERMISSION FROM AMPHENOL CANADA CORP.

DRAWN A.KARIR		DATE 99/11/05	Amphenol Canada Corp.	
DESIGNED				
CHECKED R.PIKE	99/11/08	TITLE		
I. E. APPRD.		SINGLE-PORT HIGH SPEED MODULAR JACK,		
Q. A. APPRD.		8 POSITIONS, 8 CONTACTS, WITH LED'S AND		
DWG. APPRD.		SHIELD		
ENG. REL. NO. EAR 12778	DWG	DRAWING NO.		REV.
REF.		P-RJHS-338X		G
DIMENSIONS ARE IN INCHES [mm]		CODE ID. NO. 03554	SCALE	WT. -----
			SURF. -----	SHEET 1 OF 1



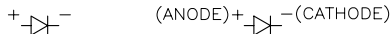
TYPICAL FOR SINGLE & MULTI-PORT



LED SPECIFICATIONS:
 FORWARD VOLTAGE: 2.1 VOLTS TYP.
 REVERSE VOLTAGE: 5.0 VOLTS MIN.
 LUMINOUS INTENSITY: 0.5 mCd MIN.
 (AT If=2mA)
 STORAGE TEMPERATURE: -20° TO 85° C
 LEAD SOLDERING TEMPERATURE: 260° C
 (5 SEC, 1/16" FROM CASE)
 PLATING ON TAILS: TIN OR TIN/COPPER ALLOY OVER SILVER

EXAMPLE:

PART NUMBER RJHSE-538X



LED COLOR CODE

CODE	LED 2 (LEFT)	LED 1 (RIGHT)	CODE	LED 2 (LEFT)	LED 1 (RIGHT)	CODE	LED 2 (LEFT)	LED 1 (RIGHT)
0	BLOCKED	BLOCKED	9	GREEN	BLOCKED	J	BiC RD/GR	YELLOW
1	YELLOW	GREEN	A	BiC GR/YE	BiC GR/YE	K	YELLOW	BiC GR/OR
2	BLOCKED	GREEN	B	BiC RD/GR	BiC RD/GR	L	BiC GR/YE	RED
3	YELLOW	BLOCKED	C	BiC RD/GR	BiC GR/YE	M	RED	YELLOW
4	GREEN	YELLOW	D	GREEN	BiC GR/YE	P	GREEN	BiC RD/GR
5	GREEN	GREEN	E	YELLOW	BiC GR/YE	R	BiC GR/OR	GREEN
6	YELLOW	YELLOW	F	BiC GR/YE	YELLOW	T	RED	RED
7	RED	GREEN	G	BiC GR/OR	BiC GR/OR	V	BiC RD/GR	GREEN
8	GREEN	RED	H	BiC GR/YE	GREEN	W	ADDITIONAL OPTIONS	

PRIMARY COLOR FOR BI-COLOR LEDS IN STANDARD ANODE/CATHODE CONFIGURATION IS:
 RED-GREEN= RED
 RED-YELLOW= RED
 GREEN-YELLOW= GREEN
 GREEN-ORANGE= GREEN

LEGEND

BiC=BI-COLOR LED
 LOWC=LOW CURRENT LED
 YE=YELLOW
 GR=GREEN
 RD=RED
 OR=ORANGE

EXAMPLE OF ADDITIONAL LED OPTIONS:

PART NUMBER RJHSE-538W-01Y

ADDITIONAL LED COLOR CODE

DENOTES ADDITIONAL LED OPTIONS TO BE USED

CODE	LED 2 (LEFT)	LED 1 (RIGHT)	CODE	LED 2 (LEFT)	LED 1 (RIGHT)	CODE	LED 2 (LEFT)	LED 1 (RIGHT)
0	DO NOT USE		5	BLOCKED	YELLOW	A	LOWC YE	LOWC YE
1	RED	BLOCKED	6	RED	BiC RD/GR	B	LOWC YE	LOWC GR
2	BiC GR/OR	YELLOW	7	BLOCKED	BiC RD/GR	C	LOWC GR	LOWC YE
3	YELLOW	RED	8	BiC RD/GR	BLOCKED	D	LOWC GR	LOWC GR
4	BLOCKED	RED	9	BiC GR/YE	BLOCKED	M	LOWC RD	LOWC YE

NOTE:

THE TWO DIGITS PRECEDING THE ADDITIONAL LED CODE MUST BE USED IN THE PART NUMBER, WHEN ORDERING ANY OF THE ADDITIONAL LED OPTIONS.

THIS DOCUMENT CONTAINS PROPRIETARY INFORMATION AND SUCH INFORMATION MAY NOT BE DISCLOSED TO OTHERS FOR ANY PURPOSE OR USED FOR MANUFACTURING PURPOSES WITHOUT WRITTEN PERMISSION FROM AMPHENOL CANADA CORP.

DRAWN K. LAMBIE		DATE SEP21/04	Amphenol Canada Corp.	
DESIGNED				
CHECKED			TITLE LED OPTIONS FOR RJHSE, SINGLE OR MULTI-PORT CONNECTORS -ROHS COMPLIANT	
I. E. APPRD.				
Q. A. APPRD.			DWG DRAWING NO. P-RJHSE-LEDS	
DWS. APPRD.				
ENG. REL. NO.			REV. A	
REF. EAR 12481				
DIMENSIONS ARE IN INCHES (mm)		CODE ID. NO. 03554	SCALE	WT. -----
			SURF. -----	SHEET 1 OF 1