

Features

- Frequency Range: 0.3 – 180 MHz
- Impedance Ratio: 1:2.5, Unbalanced to Unbalanced
- Industry Standard SMT package
- Available in Tape-and -Reel
- Low Cost

SURFACE MOUNT TRANSFORMER



Description

The XFA-0101-25U transformer is designed for applications that require small, low cost, and highly reliable surface mount components. Applications may be found in broadband, wireless and other communications systems. S-Parameters are available on request.

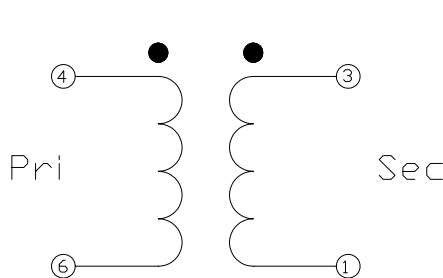
Specifications

| Parameter | Minimum | Maximum |
|-----------------------|--------------------------|---------|
| Frequency Range (MHz) | 0.3 | 180 |
| Insertion Loss <1dB | 0.3 | 100 |
| Insertion Loss <2dB | 0.3 | 165 |
| Insertion Loss <3dB | 0.3 | 180 |
| Impedance ratio | 1:2.5 | |
| Type | Unbalanced to Unbalanced | |

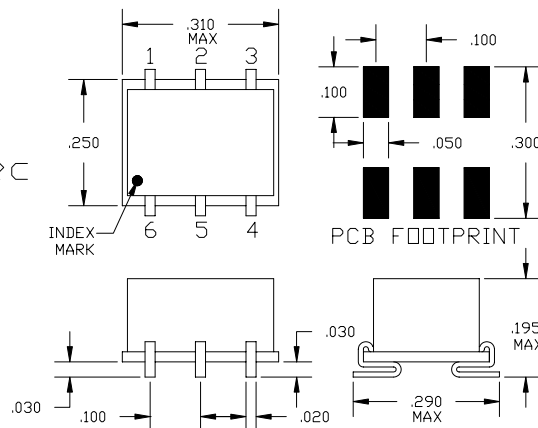
Absolute Maximum Ratings

| Parameter | Maximum |
|-----------------------|----------------|
| RF Power | +33 dBm |
| Operating Temperature | -55 to +100 °C |
| Storage Temperature | -55 to +100 °C |
| Re-flow Temperature | + 240 °C |

Schematic



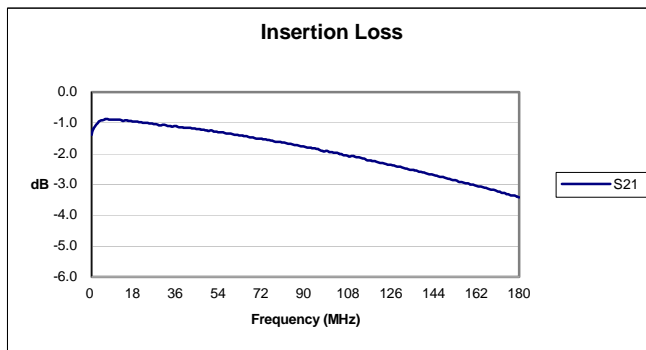
Package – S06



Pin Functions

| Function | Pin |
|---------------|-----|
| SECONDARY | 1 |
| NC | 2 |
| SECONDARY DOT | 3 |
| PRIMARY DOT | 4 |
| NC | 5 |
| PRIMARY | 6 |

Typical Test Data – Insertion Loss of two units tested back-to-back @ 25°C. Primary Impedance 50 Ohms.



Specifications and information on this data sheet are subject to change without notice.