

## Features

- Frequency Range: 0.009 – 50 MHz
- Impedance Ratio: 1:2.5, Balanced to Balanced
- Industry Standard SMT package
- Available in Tape-and -Reel
- Low Cost

## SURFACE MOUNT TRANSFORMER



## Description

The XFA-0101-25B transformer is designed for applications that require small, low cost, and highly reliable surface mount components. Applications may be found in broadband, wireless and other communications systems. S-Parameters are available on request.

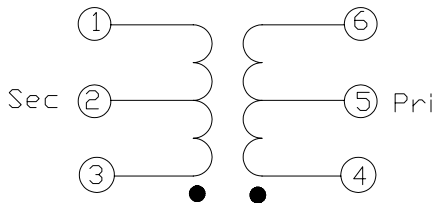
## Specifications

Parameter	Minimum	Maximum
Frequency Range (MHz)	0.009	50
Insertion Loss <1dB	0.034	10
Insertion Loss <2dB	0.015	25
Insertion Loss <3dB	0.009	50
Impedance ratio	1:2.5	
Type	Balanced to Balanced	

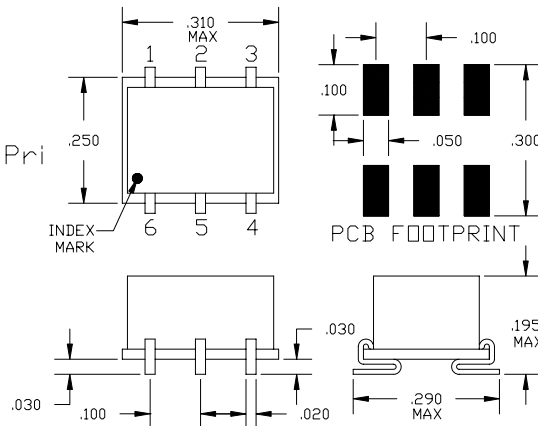
## Absolute Maximum Ratings

Parameter	Maximum
RF Power	+33 dBm
Operating Temperature	-55 to +100 °C
Storage Temperature	-55 to +100 °C
Re-flow Temperature	+ 240 °C

## Schematic



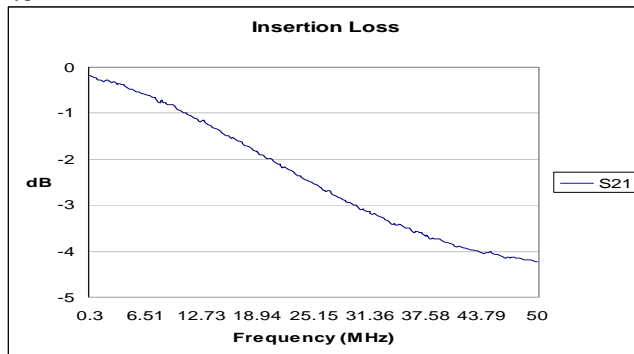
## Package – S06



## Pin Functions

Function	Pin
SECONDARY	1
SECONDARY CT	2
SECONDARY DOT	3
PRIMARY DOT	4
PRIMARY CT	5
PRIMARY	6

Typical Test Data – Insertion Loss of two units back-to-back @ 25°C. Primary Impedance 50 Ohms.



Specifications and information on this data sheet are subject to change without notice.