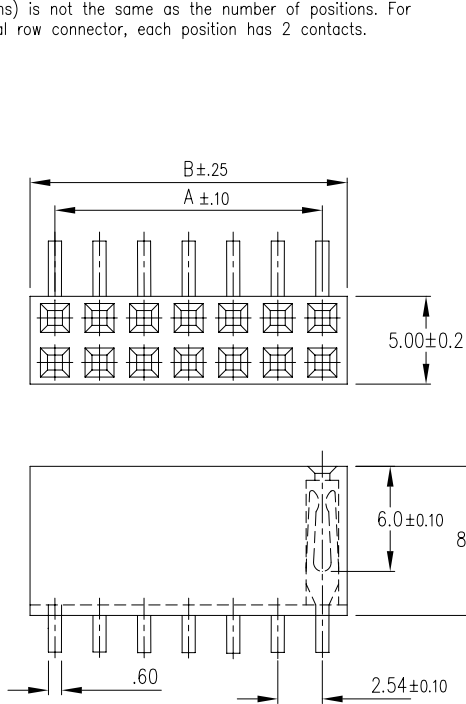


No. of Positions	DIMENSIONS	
	A	B
2	2.54	5.58
3	5.08	8.12
4	7.62	10.66
5	10.16	13.20
6	12.70	15.74
7	15.24	18.28
8	17.78	20.82
9	20.32	23.36
10	22.86	25.90
11	25.40	28.44
12	27.94	30.98
13	30.48	33.52
14	33.02	36.06
15	35.56	38.60
16	38.10	41.14
17	40.64	43.68
18	43.18	46.22
19	45.72	48.76
20	48.26	51.30
21	50.80	53.84
22	53.34	56.38
23	55.88	58.92
24	58.42	61.46
25	60.96	64.00
26	63.50	66.54
27	66.04	69.08
28	68.58	71.62
29	71.12	74.16
30	73.66	76.70
31	76.20	79.24
32	78.74	81.78
33	81.28	84.32
34	83.82	86.86
35	86.36	89.40
36	88.90	91.94
37	91.44	94.48
38	93.98	97.02
39	96.52	99.56
40	99.06	102.10

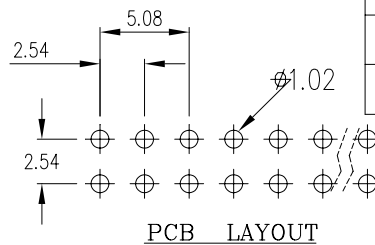
NOTE: Number of contacts (pins) is not the same as the number of positions. For dual row connector, each position has 2 contacts.



SPECIFICATIONS

CURRENT RATING : 3 AMPS
 INSULATOR RESISTANCE : 5000 MEGOHMS MIN.
 CONTACT RESISTANCE : 20 MILLIOHMS MAX.
 DIELECTRIC WITHSTANDING : AC 500V
 OPERATING TEMPERATURE : -40°C TO +105°C
 MAX PROCESSING TEMP: 235°C FOR 10 SECONDS
 CONTACT MATERIAL : PHOSPHOR BRONZE
 INSULATOR MATERIAL : POLYESTER PBT, UL 94V-0
 *CONTACT PLATING: SEE PART NUMBER CODING

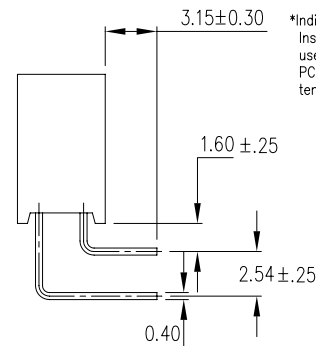
REV.	ECD	DESCRIPTION	DATE	BY
A	648	INITIAL RELEASE	6/15/2005	TT
B	679	REMOVED KEY, FROM 3.2 TO 3.15	7/13/2005	TT
C	1126	UPDATE SPECIFICATIONS	9/12/2006	MV



PART NUMBER CODING

xPxCx2LJBN-RC
 NUMBER OF POSITIONS (2 - 40)
 PLATING
 P - GOLD FLASH OVERALL
 T - TIN OVERALL
 P = Polyester, UL 94V-0
 *Processing Temp. = 210°C for 5 Secs.
 N = Nylon 6-T
 Processing Temp. = 260°C for 10 Secs.

*Indicated Temperature and time is for component Insulator. Higher processing temperatures may be used, provided heat is applied from back side of PCB, and Insulator does not exceed indicated temperature and time.



ROHS COMPLIANT



SCALE	NTS	DRAW	TT	Sullins Electronics San Marcos, CA Tel: 760 744-0125 www.SullinsElectronics.com
UNIT	MM	CHECK	MNH	
TOLERANCE		DATE	6/15/2005	NAME: FEMALE HEADER, 2.54MM DOUBLE ROWS, 8.5mm INSULATOR, RIGHT ANGLE
.0±0.35 .00±0.2 ANG=±5°		PROJECTION		PART NO xPxCx2LJBN-RC
				DRAW NO 10494