

SIGN	DATE	DESCRIPTION	APPROVER

THIS IS CAD DRAWING, DO NOT REVISE MANUALLY!!!

SPECIFICATIONS

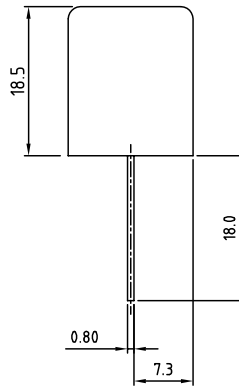
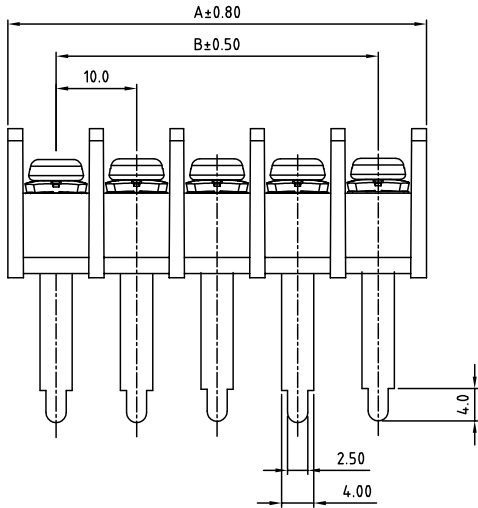
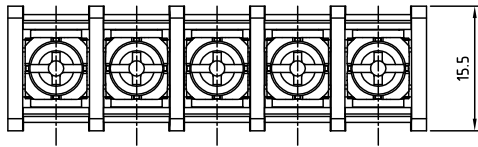
VOLTAGE & CURRENT: 300 V, 25 A
 WITHSTANDING VOLTAGE: AC 2000 V/Min
 INSULATION RESISTANCE: 1000 MΩ OR MORE AT DC 500 V
 TEMPERATURE RANGE: -40 °C ±105 °C
 SCREW TORQUE VALUE: 8.8 Lb-In.
 WIRE RANGE: 22 - 12 AWG
 1) MOLDED PARTS: Thermoplastic (UL 94 V-0)
 2) TERMINAL: BRASS, 0.8t, Tin PLATED
 3) TERMINAL SCREWS: STEEL, Ni PLATED, M3.5
 APPROVAL: (S) PENDING

RoHS Compliant

PART NUMBER: OSTYK616XX030

NO. OF POLES
 02: 2 POLES
 03: 3 POLES
 04: 4 POLES
 ...
 30: 30 POLES

THESE DRAWINGS AND SPECIFICATIONS ARE THE PROPERTY OF ON-SHORE TECHNOLOGY, INC. AND SHALL NOT BE REPRODUCED, COPIED OR USED IN ANY MANNER WITHOUT THE PRIOR WRITTEN CONSENT OF ON-SHORE TECHNOLOGY, INC.



POLE	2	3	4	5	6	7	8	9	10	11	12	13	14	15	16
A	22.00	32.00	42.00	52.00	62.00	72.00	82.00	92.00	102.00	112.00	122.00	132.00	142.00	152.00	162.00
B	10.00	20.00	30.00	40.00	50.00	60.00	70.00	80.00	90.00	100.00	110.00	120.00	130.00	140.00	150.00
POLE	17	18	19	20	21	22	23	24	25	26	27	28	29	30	
A	172.00	182.00	192.00	202.00	212.00	222.00	232.00	242.00	252.00	262.00	272.00	282.00	292.00	302.00	
B	160.00	170.00	180.00	190.00	200.00	210.00	220.00	230.00	240.00	250.00	260.00	270.00	280.00	290.00	

ON-SHORE TECHNOLOGY, INC.

TITLE		OSTYK-616 W/O Flange Series			
PART NO.		OSTYK616XX030		DWG NO. OSTYK616XX030.DWG	
APPROVED	CHECKED	DESIGNED	DRAWN	CUST NO.	
Shi Jun 2007.07.18	Seamus 2007.07.18	LUCY 2007.7.18	LUCY 2007.7.18		
				UNIT: mm	Tolerance
				SCALE: NONE	X. ±0.50
				SHEET: 01/01	X.XX ±0.30
				REV: B	X.XXX ±0.10
					X* ±1*