


### Knob-Type Selector Switch

### A165S/W

Mounting Aperture of 16 mm

- 2-piece construction requires no tools
- Oil-resistant IP65 models
- Short mounting depth, less than 28.5 mm below panel
- Wide range of switching capacity from general to microload
- Illuminated and non-illuminated models
- 2 and 3-position models
- Maintained and spring return reset
- UL and CSA approved, VDE pending
- Conforms to EN60947-5-1, IEC947-5-1



## Ordering Information

### ■ CONSTRUCTION

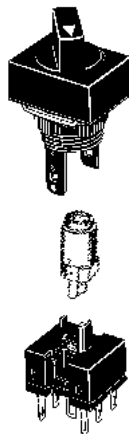
#### Flange Shape

#### Protective Case and Terminal Type

- **Protective Structure**  
Oil-resistant IP65
- **Terminal Type**  
Solder terminals  
(tab terminals #110)

#### Lamp

- LED



#### Available Colors

- For LED  
Red, green, yellow

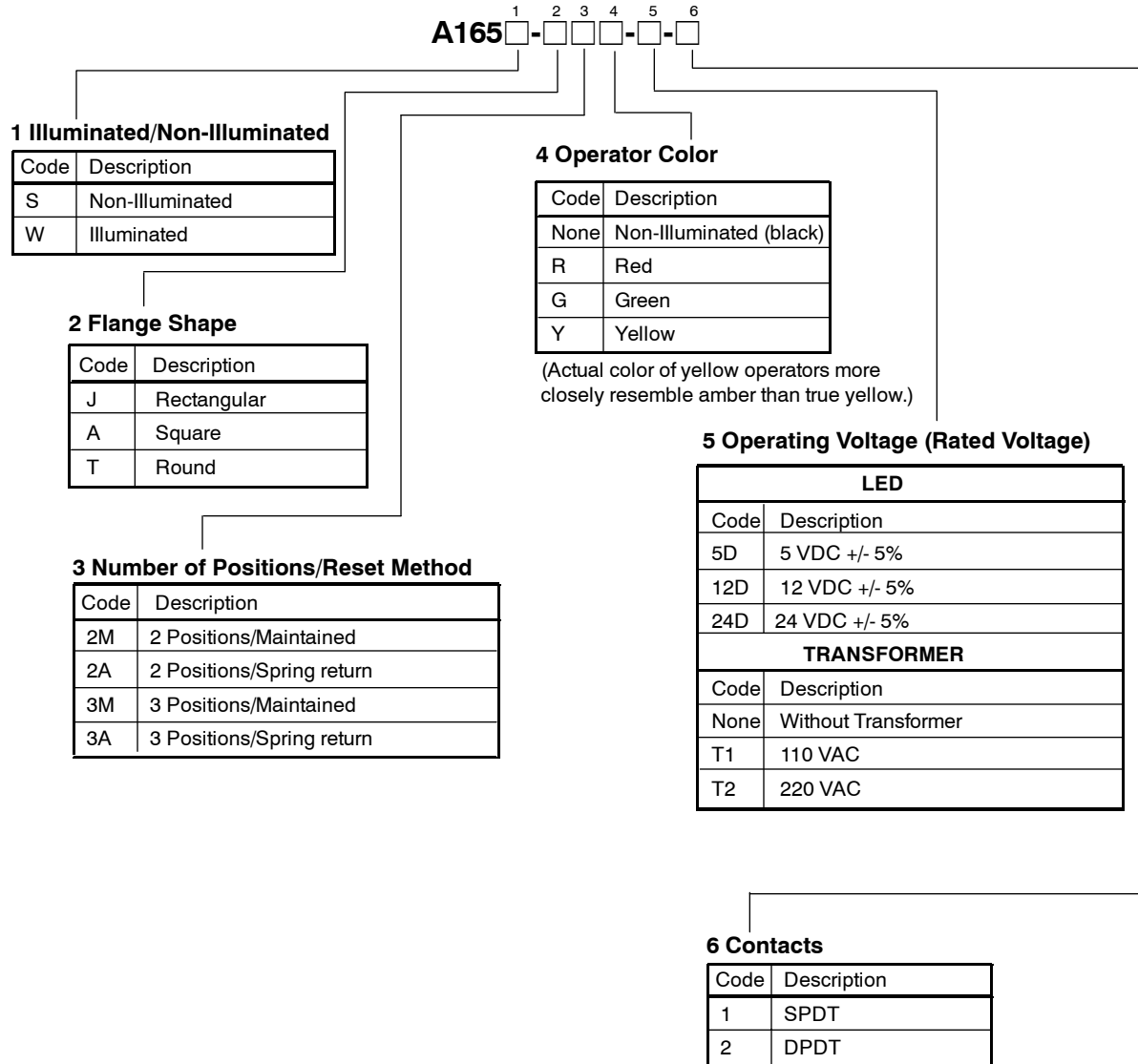
#### Number of Positions and Reset Method

- **2 Positions**  
Maintained  
Spring return
- **3 Positions**  
Maintained  
Spring return



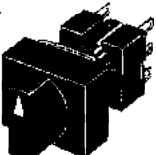
#### Switch Unit Specifications

- **General-purpose Loads**  
125 VAC: 5 A  
250 VAC: 3 A  
30 VDC 3 A  
Minimum applicable load: 1 mA at 5 VDC




■ PART NUMBER LEGEND A165 SELECTOR SWITCH (COMPLETE ASSEMBLY)



■ PART NUMBERS: A165S ASSEMBLED NON-ILLUMINATED KNOB-TYPE SELECTOR SWITCH  
(COMPLETE ASSEMBLY)

Shape	Number of positions	Contact	Reset method	Part number
Round 	2 positions	SPDT	Maintained	A165S-T2M-1
			Spring return (right)	A165S-T2A-1
	3 positions	DPDT	Maintained	A165S-T2M-2
			Spring return (right)	A165S-T2A-2
			Maintained	A165S-T3M-2
			Spring return (both)	A165S-T3A-2
Square 	2 positions	SPDT	Maintained	A165S-A2M-1
			Spring return (right)	A165S-A2A-1
	3 positions	DPDT	Maintained	A165S-A2M-2
			Spring return (right)	A165S-A2A-2
			Maintained	A165S-A3M-2
			Spring return (both)	A165S-A3A-2
Rectangular 	2 positions	SPDT	Maintained	A165S-J2M-1
			Spring return (right)	A165S-J2A-1
	3 positions	DPDT	Maintained	A165S-J2M-2
			Spring return (right)	A165S-J2A-2
			Maintained	A165S-J3M-2
			Spring return (both)	A165S-J3A-2

## ■ A165W ILLUMINATED (2 POSITION) KNOB-TYPE SELECTOR SWITCH (COMPLETE ASSEMBLY)

Description				Part number		
Appearance	Type	Rated voltage	Contacts	Maintained	Spring return from right	
Round 	Full voltage LED (DC)	5 VDC	SPDT	A165W-T2M□-5D-1	A165W-T2A□-5D-1	
		12 VDC		A165W-T2M□-12D-1	A165W-T2A□-12D-1	
		24 VDC		A165W-T2M□-24D-1	A165W-T2A□-24D-1	
	Transformer 24 V Secondary	110 VAC		A165W-T2M□-T1-1	A165W-T2A□-T1-1	
		220 VAC		A165W-T2M□-T2-1	A165W-T2A□-T2-1	
		Full voltage LED (DC)		5 VDC	DPDT	A165W-T2M□-5D-2
	12 VDC		A165W-T2M□-12D-2	A165W-T2A□-12D-2		
	24 VDC		A165W-T2M□-24D-2	A165W-T2A□-24D-2		
	Transformer 24 V Secondary	110 VAC	A165W-T2M□-T1-2	A165W-T2A□-T1-2		
		220 VAC	A165W-T2M□-T2-2	A165W-T2A□-T2-2		
		Square 	Full voltage LED (DC)	5 VDC		SPDT
	12 VDC			A165W-A2M□-12D-1	A165W-A2A□-12D-1	
24 VDC	A165W-A2M□-24D-1			A165W-A2A□-24D-1		
Transformer 24 V Secondary	110 VAC		A165W-A2M□-T1-1	A165W-A2A□-T1-1		
	220 VAC		A165W-A2M□-T2-1	A165W-A2A□-T2-1		
	Full voltage LED (DC)		5 VDC	DPDT	A165W-A2M□-5D-2	
12 VDC			A165W-A2M□-12D-2		A165W-A2A□-12D-2	
24 VDC			A165W-A2M□-24D-2		A165W-A2A□-24D-2	
Transformer 24 V Secondary	110 VAC		A165W-A2M□-T1-2		A165W-A2A□-T1-2	
	220 VAC		A165W-A2M□-T2-2		A165W-A2A□-T2-2	
	Rectangular 		Full voltage LED (DC)		5 VDC	SPDT
12 VDC				A165W-J2M□-12D-1	A165W-J2A□-12D-1	
24 VDC		A165W-J2M□-24D-1		A165W-J2A□-24D-1		
Transformer 24 V Secondary		110 VAC	A165W-J2M□-T1-1	A165W-J2A□-T1-1		
		220 VAC	A165W-J2M□-T2-1	A165W-J2A□-T2-1		
		Full voltage LED (DC)	5 VDC	DPDT	A165W-J2M□-5D-2	
12 VDC			A165W-J2M□-12D-2		A165W-J2A□-12D-2	
24 VDC			A165W-J2M□-24D-2		A165W-J2A□-24D-2	
Transformer 24 V Secondary		110 VAC	A165W-J2M□-T1-2		A165W-J2A□-T1-2	
		220 VAC	A165W-J2M□-T2-2		A165W-J2A□-T2-2	



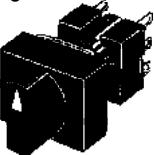
Note: To complete the part number, replace the □ symbol with the appropriate color code from the *Operator Color Code* table below.

### Operator Color Codes

(Actual color of yellow pushbuttons more closely resembles amber than true yellow).

Code	Color
R	Red
Y	Yellow
G	Green

## ■ A165W ILLUMINATED (3 POSITION) KNOB-TYPE SELECTOR SWITCH (COMPLETE ASSEMBLY)

Description				Part number	
Appearance	Type	Rated voltage	Contacts	Maintained	Spring return from both
Round 	Full voltage LED (DC)	5 VDC	DPDT	A165W-T3M□-5D-2	A165W-T3A□-5D-2
		12 VDC		A165W-T3M□-12D-2	A165W-T3A□-12D-2
		24 VDC		A165W-T3M□-24D-2	A165W-T3A□-24D-2
	Transformer 24 V Secondary	110 VAC		A165W-T3M□-T1-2	A165W-T3A□-T1-2
		220 VAC		A165W-T3M□-T2-2	A165W-T3A□-T2-2
Square 	Full voltage LED (DC)	5 VDC	DPDT	A165W-A3M□-5D-2	A165W-A3A□-5D-2
		12 VDC		A165W-A3M□-12D-2	A165W-A3A□-12D-2
		24 VDC		A165W-A3M□-24D-2	A165W-A3A□-24D-2
	Transformer 24 V Secondary	110 VAC		A165W-A3M□-T1-2	A165W-A3A□-T1-2
		220 VAC		A165W-A3M□-T2-2	A165W-A3A□-T2-2
Rectangular 	Full voltage LED (DC)	5 VDC	DPDT	A165W-J3M□-5D-2	A165W-J3A□-5D-2
		12 VDC		A165W-J3M□-12D-2	A165W-J3A□-12D-2
		24 VDC		A165W-J3M□-24D-2	A165W-J3A□-24D-2
	Transformer 24 V Secondary	110 VAC		A165W-J3M□-T1-2	A165W-J3A□-T1-2
		220 VAC		A165W-J3M□-T2-2	A165W-J3A□-T2-2

Note: To complete the part number, replace the □ symbol with the appropriate color code from the Operator *Color Code* table below.


### Operator Color Codes

(Actual color of yellow pushbuttons more closely resembles amber than true yellow).



Code	Color
R	Red
Y	Yellow
G	Green

## Accessories (Order Separately)

### ■ PANEL PLUGS

Shape	Classification	Remarks	Part number
	Rectangular	Used for covering the panel cutouts for future panel expansion.	<b>A3BJ-3003</b>
	Square		<b>A3BA-3003</b>
	Round		<b>A3BT-3003</b>

### ■ TOOLS

Name	Shape	Applicable types					Remarks	Part number
		Pushbutton Switch	Knob-type Selector Switch	Key-type Selector Switch	Emergency Stop Switch	Pilot Light		
Screw fitting		Yes	Yes	Yes	Yes	Yes	Convenient for ganged installation. Tighten to a torque of 0.39 N • m (5 kgf • cm) min.	<b>A3B-3004</b>
Extractor		Yes	Yes	Yes	Yes	Yes	Convenient for extracting the Switch Unit and Lamps.	<b>A16Z-5080</b>

## Specifications

### ■ APPROVED STANDARDS

#### UL, cUL (File No. E41515)

5 A at 125 VAC, 3 A at 250 VAC (general use)  
3 A at 30 VDC (resistive)

#### EN60947-5-1 (Low Voltage Directive)

### ■ RATINGS

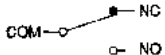
AC resistive load (AC15)	DC resistive load (DC13)
3 A, 250 VAC 5 A, 125 VAC	3 A, 30 VDC

Minimum applicable load: 1 mA at 5 VDC

Rated values are obtained from tests conducted under the following conditions according to JIS C4505 and C4520.

1. Load: Resistive load
2. Mounting conditions: No vibration and no shock
3. Temperature: 20°±2°C (68F°±3.6F°)
4. Operating frequency: 20 times/min

### ■ CONTACT

Name	Contact
SPDT	

### ■ LED

Rated voltage	Rated current	Operating voltage	Internal limiting resistor
5 VDC	30 mA	5 VDC±5%	33 Ω
12 VDC	15 mA	12 VDC±5%	270 Ω
24 VDC	10 mA	24 VDC±5%	1600 Ω

## ■ CHARACTERISTICS

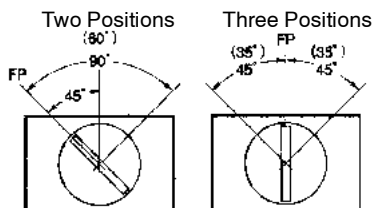
Item	Knob-type Selector Switch	
Allowable operating frequency (See Note 1.)	Mechanical	20 operations/min max.
	Electrical	10 operations/min max.
Insulation resistance	100 MΩ min. (at 500 VDC)	
Dielectric strength	1,000 VAC, 50/60 Hz for 1 min between terminals of same polarity 2,000 VAC, 50/60 Hz for 1 min between terminals of different polarity and also between each terminal and ground 1,000 VAC, 50/60 Hz for 1 min between lamp terminals (See note 2)	
Vibration resistance	Malfunction	10 to 55 Hz, 1.5-mm double amplitude (malfunction within 1 ms)
Shock resistance	Mechanical	500 m/s <sup>2</sup> (50G)
	Malfunction	150 m/s <sup>2</sup> (15G) max. (malfunction within 1 ms)
Life expectancy	Mechanical	250,000 operations min.
	Electrical	100,000 operations min.
Ambient temperature	Operating: -10°C to 55°C (14°F to 131°F) with no icing or condensation Storage: -25°C to 65°C (-13°F to 149°F) with no icing or condensation	
Ambient humidity	Operating: 35% to 85%	
Electric shock protection class	Class II	
Degree of contamination	3 (IEC947-5-1)	
Weight	Approx. 13 g (0.46 oz) in the case of a Illuminated DPDT switch	

- Note: 1. Set and reset constitute one operation.  
2. With LED and incandescent lamp not mounted.

## ■ OPERATING CHARACTERISTICS

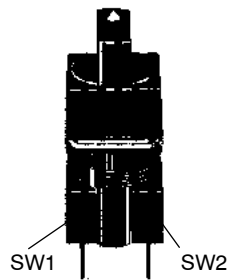
Features	Knob-type Selector Switch	
	2 Positions	3 Positions
Operating force (OF) max.	0.1 N • m (1,000 gf • cm)	
Set position (SP)	90±5°	45±10°

## ■ OPERATION ANGLE



Note: The angle used for automatic reset is shown in parentheses.

■ CONTACTS



Position	Contact				
	SPDT		DPDT		
	Position	SW	Position	SW1	SW2
2 Positions					
3 Positions	—				
	—				
	—				