

Series 440 - Ceramics

IR high intensity 880 nm

preliminary

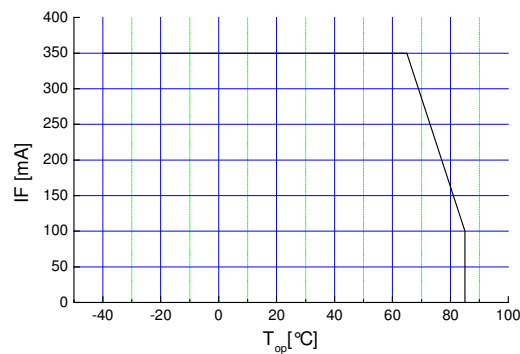
Features

- size 3.8(L) x 3.8(W) x 0.9(H) mm
- circuit substrate: AlN Ceramics
- devices are ROHS conform
- lead free solderable. soldering pads: silver plated
- taped in 16 mm blister tape. cathode to transporting perforation
- all devices sorted into luminous intensity classes
- taping: face-up (T)
- high radiation intensity type



Absolute Maximum Ratings

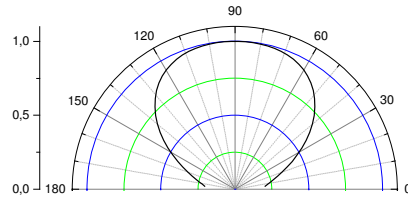
$I_{F, max}$ [mA]	$I_{F, P}$ [mA] $t_p \leq 100 \mu s$ $\tau=1: 10$	V_R [V]	$I_{R, max}$ [μA]	Thermal resistance R_{thJA} [K / W]	T_{Op} [$^{\circ}C$]	T_{St} [$^{\circ}C$]
350	350	5	100	10	-40...85	-45...85



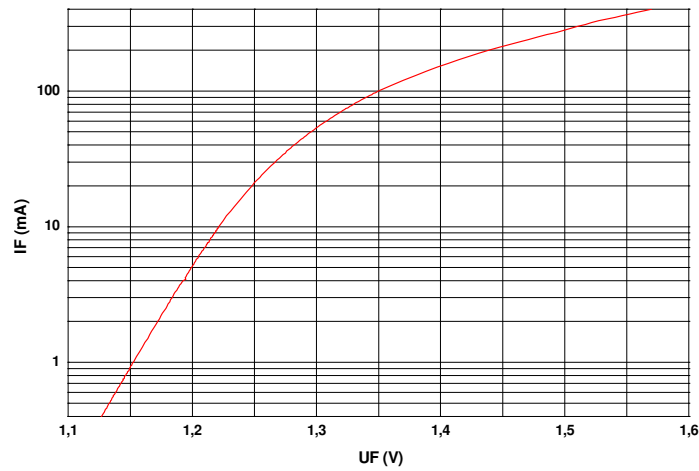
Maximal forward current (DC) characteristic

Electro-Optical Characteristics

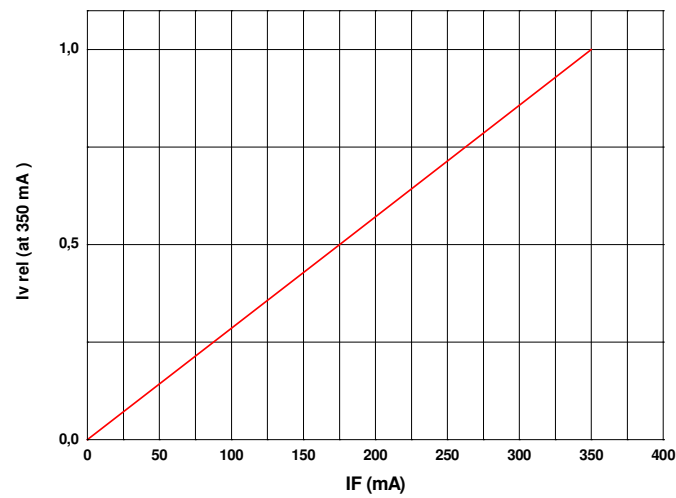
Type	Marking at	Measurement I_F [mA]	Switching time (rise & fall)		V_F [V]		λ_p [nm]	I_e [mW/sr]	
			typ [ns]	max [ns]	typ	max		min	typ
OCI-440 880	anode	350			1.5	2.0	875 ± 10	20	30



view angle

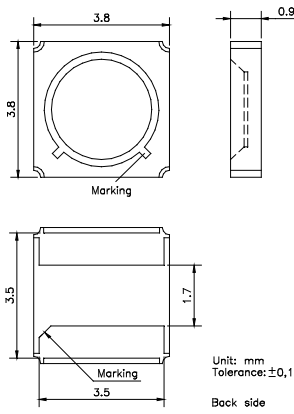


$U_F - I_F$
characteristic

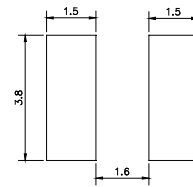


$I_F - I_{e, rel}$
characteristic

Outline Drawing

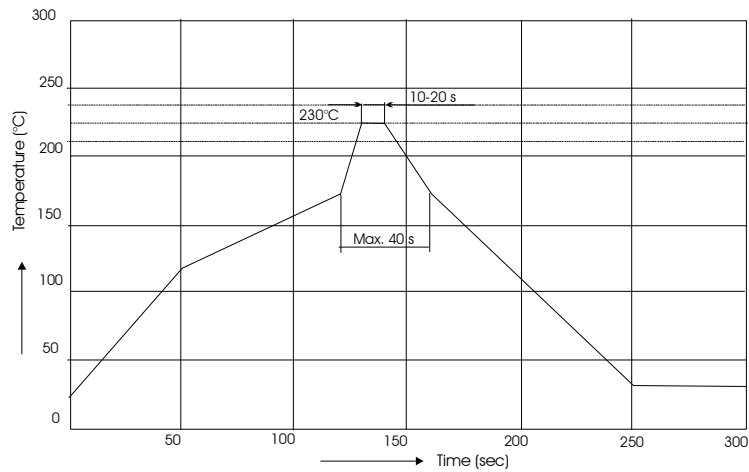


Recommended Soldering Patterns

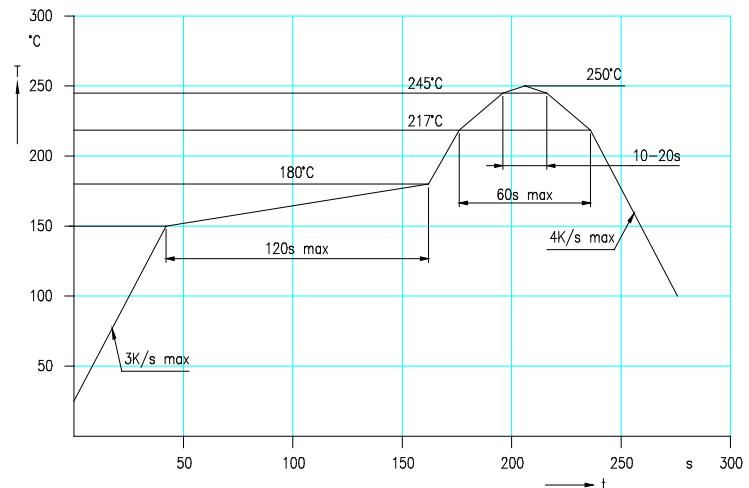


recommended max. thermal resistance
device-ambient: 20 K/W

Soldering Conditions



IR reflow
soldering
profile



IR reflow
soldering
profile for lead
free soldering

Manual soldering: max power of iron 25W/ 3s/ 300°C

Ordering Code For Parts

Series	Color	Encapsulation	Packaging
OCI-440	???????	X	T
			T - taped
		X - uncolored clear	

Type definition, e.g. OCI-440 880-X -T

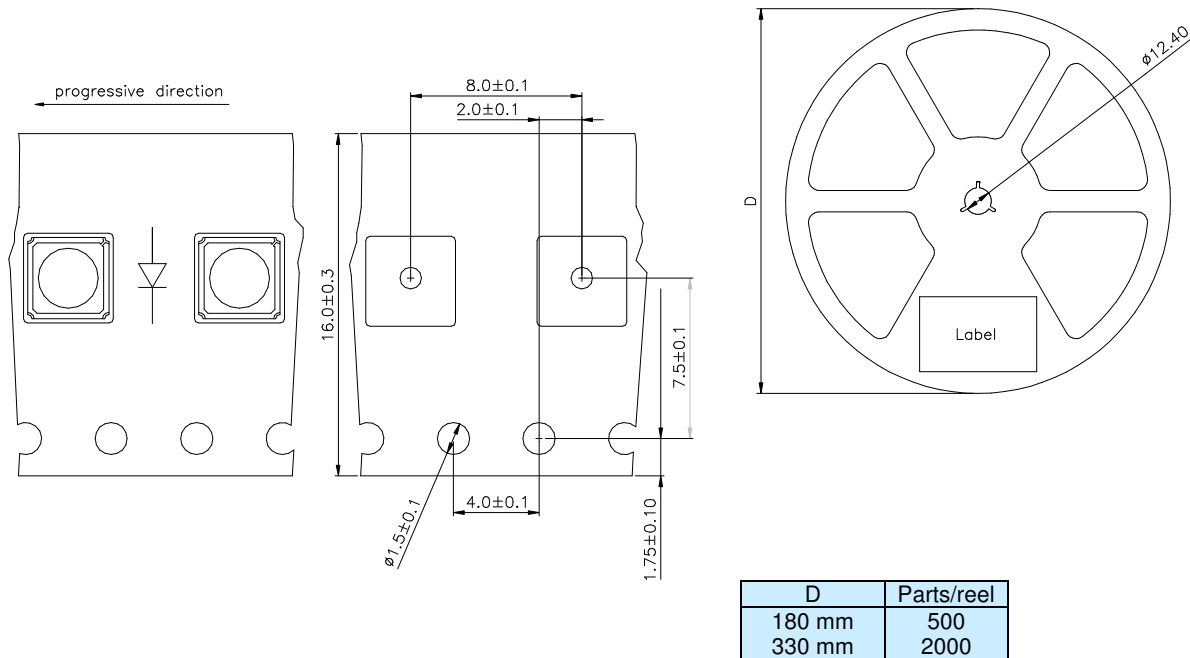
LED Luminous Intensity Groups And Subgroups [mW/sr]

(general information – not this device specific)

C:	0.28	-	0.45	C1:	0.28	-	0.36	J1:	4.50	-	5.60
D:	0.45	-	0.71	C2:	0.36	-	0.45	J2:	5.60	-	7.10
E:	0.71	-	1.12	D1:	0.45	-	0.56	K1:	7.10	-	9.00
F:	1.12	-	1.80	D2:	0.56	-	0.71	K2:	9.00	-	11.20
G:	1.80	-	2.80	E1:	0.71	-	0.90	L1:	11.20	-	14.00
H:	2.80	-	4.50	E2:	0.90	-	1.12	L2:	14.00	-	18.00
J:	4.50	-	7.10	F1:	1.12	-	1.40	M1:	18.00	-	22.40
K:	7.10	-	11.20	F2:	1.40	-	1.80	M2:	22.40	-	28.00
L:	11.20	-	18.00	G1:	1.80	-	2.24	N1:	28.00	-	35.50
M:	18	-	28	G2:	2.24	-	2.80	N2:	35.50	-	45.00
N:	28	-	45	H1:	2.80	-	3.55	P1:	45.00	-	56.00
P:	45	-	71	H2:	3.55	-	4.50	P2:	56.00	-	71.00

Measured according to CIE 127. All SMD-LEDs are 100% measured and selected on full automated equipment with an accuracy of ± 11 %.

Tape And Reel Packing



Packing: The reel is sealed in special plastic bag with integrate ESD protection (MIL - STD 81705) including a silica dry-pack

Label	
Order No.	XXXXXXXXXX
Type	OCI-440 ?????-??-T
Intensity group	ZZ
Charge No.	1122-AAAAAA
Quantity	9999

	Customer order No.
	11 Week – 22 year – A internal identification

Attention please:

The information describes the type of component and shall not considered as assured characteristics. Terms of delivery and rights to change reserved. Due to technical requirements components may contain dangerous substances. The data sheet may changed without prior information; the valid issue will be on our webpage in internet. Parameters can vary in different applications. All operating parameters must be validated for each customer application by the customer. OSA opto light does not have the responsibility for the reliability and the degradation behaviour of products made with OSA opto light diodes because they depend not only on the diode but also on the conditions of manufacture or design of the final products.

Packaging: Please use the recycling operators known to you.

Components used in life support devices or systems and safety systems must be expressly authorized for such purpose!