


WFB40P2350CD

For Fixed Communication

■ Features

- RF SAW Filter for WCDMA Base Station (Band 40).
- Steep skirt characteristics.
- Compact and light.



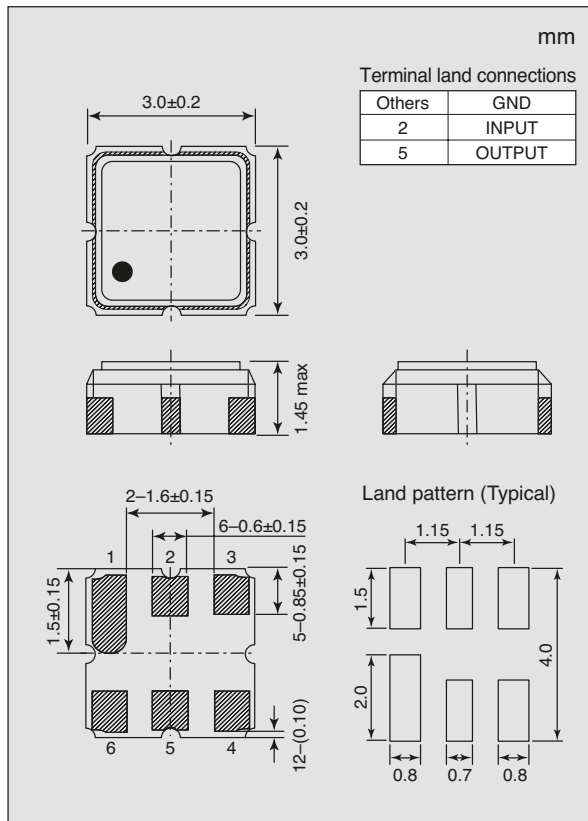
Pb Free

RoHS Compliant
Directive 2002/95/EC

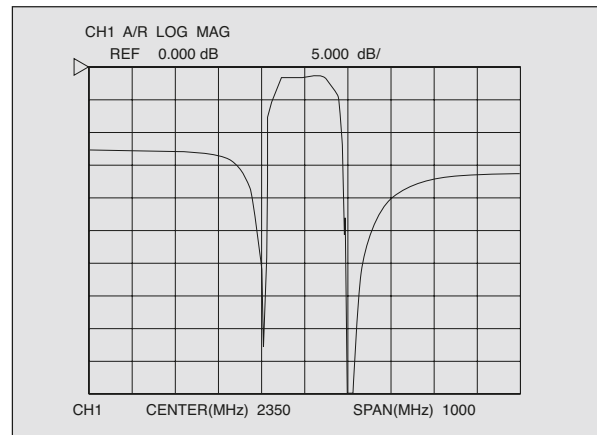
■ Specifications

Model		WFB40P2350CD		
Item		min.	typ.	max.
Nominal frequency : fn (MHz)		-	2350	-
Passband width		2300	-	2400
Maximal insertion loss (dB)	2300 to 2400 MHz	-	1.69	2.4
In-band ripple (dB)	2300 to 2400 MHz	-	0.67	1.4
VSWR	2300 to 2400 MHz	-	2.15	2.4
Guaranteed attenuation (dB) (from the throughlevel)	2460 to 2560 MHz	18	20	-
	2612 to 2712 MHz	15	17	-
	4600 to 4800 MHz	14	19	-
Operating temperature range (°C)		-30 to +85		
Terminating impedance (Ω)		50		

■ Dimensions



■ Characteristics



■ Matching Circuit

