

NOTES:

1. PART NUMBER VARIABLE:
MTC100-JX2-X13

P = PIN
S = SOCKET
2 = 2 INCH
A = "A" INSERT
B = "B" INSERT

2. MATERIAL:

- A) PIN/SOCKET INSERT HIGH GRADE POLYARYLENE THERMOPLASTIC.
- B) PIN CONTACT COPPER ALLOY PER QQ-B-613 OR QQ-C-502.
- C) SOCKET CONTACT COPPER ALLOY PER QQ-B-750.
- D) CABLE / INSERT SEAL MODIFIED THERMOPLASTIC HOT MELT SEALANT.
- E) INTERFACIAL SEAL SILICONE ELASTOMER PER MIL-R-25988
- F) TERMINATION MODULE TRANSPARENT BLUE HEAT SHRINKABLE, RADIATION CROSS-LINKED POLYVINYLIDENE FLUORIDE.

3. FINISH:

- A) PIN/SOCKET INSERT AS MOLDED.
- B) PIN/SOCKET CONTACT GOLD PLATE PER MIL-G-45204, CLASS 1.
- C) CONTACT TAIL SOLDER COATED PER QQ-S-571 (Sn63).
FLUX COATED PER QQ-S-571, TYPE RMA.

▲ NUMBER ONE POSITION IS MARKED AS SHOWN IN CONTRASTING COLOR ON INTERFACE.

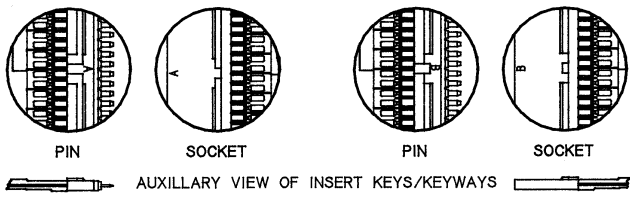
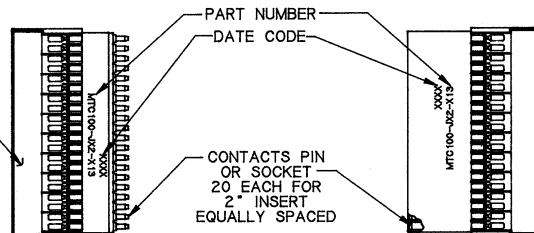
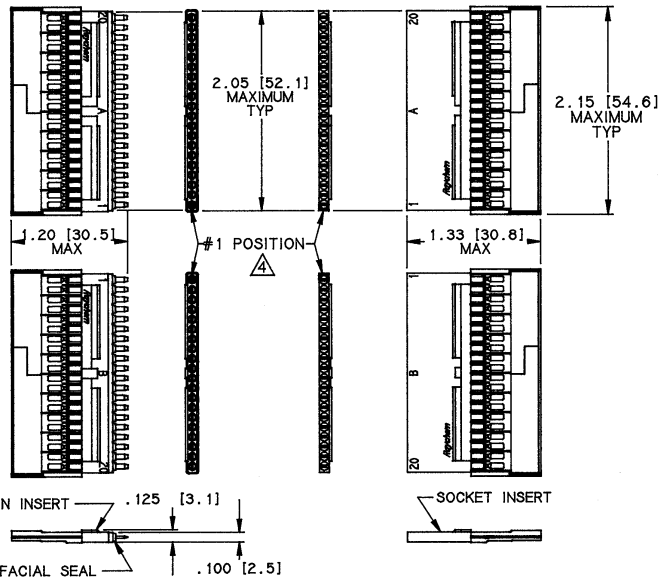
5. THESE INSERTS MEET THE APPLICABLE REQUIREMENTS OF RAYCHEM SPECIFICATION C-6111.

6. THESE INSERTS ARE DESIGNED FOR TERMINATION TO .200 SPACED RAYCHEM FLAT CONDUCTOR CABLE.

SIZE	WEIGHT MAXIMUM	
	LBS.	GRAMS
2 INCH INSERT	PIN .0090	4.082
	SOC. .0109	4.944

TERMINATION MODULE COMMON TO PIN AND SOCKET ASSEMBLIES (INCLUDES CABLE AND INSERT SEALS)

REVISIONS			
LTR	DESCRIPTION	DATE	APPROVED
NC	INITIAL RELEASE PER ECN T-15609	2-5-91	<i>E. Tucker</i>



SPECIFICATION CONTROL DRAWING © Raychem Corporation 1991

UNLESS OTHERWISE SPECIFIED DIMENSIONS ARE IN INCHES. METRIC DIMENSIONS ARE IN BRACKETS. DECIMALS .XXX ± .005 [0.1 mm] .XX ± .02 [0.5 mm] ANGLES .X ± ____ WEIGHT MAXIMUM SEE TABULATION	DRAWN	<i>LAB</i>	91-01-30	Raychem <small>RAYCHEM CORPORATION 300 CONSTITUTION DRIVE MENLO PARK, CALIFORNIA 94025</small>	
	CHECKED	<i>ET</i>			
	APPROVED	<i>E. Tucker</i>	2-5-91	TITLE	2" INSERT FLAT CABLE TERMINATION 125°C OPERATING TEMPERATURE MTC100 SERIES, 200 MIL
	APPROVED			SIZE	C
	CAD NAME	003672-1	CODE IDENT. NO.	08090	
	THIRD ANGLE PROJECTION		DWG. NO.	MTC100-JX2-X13 NC	
			DO NOT SCALE THIS DRAWING	SHEET 1 OF 1	

MTC100-JX2-X13

A