

**PLEASE CHECK WWW.MOLEX.COM FOR LATEST PART INFORMATION**

**Part Number:** [0736440117](#)  
**Status:** **Active**  
**Overview:** [hdm](#)  
**Description:** 2.00mm (.079") Pitch HDM® Board-to-Board Backplane Header, Vertical, SMC, Press-Fit, Guide Post Location A, Polarizing Key Position N/A, 72 Circuits

**Documents:**

[Drawing \(PDF\)](#) [RoHS Certificate of Compliance \(PDF\)](#)

**Agency Certification**

CSA LR19980  
 UL E29179

**General**

Product Family Backplane Connectors  
 Series [73644](#)  
 Application Backplane  
 Comments Standard Press-Fit  
 Component Type PCB Header  
 Overview [hdm](#)  
 Product Name HDM®  
 Style N/A

**Physical**

Circuits (Loaded) 72  
 Circuits (maximum) 72  
 Color - Resin Black, Natural  
 Durability (mating cycles max) 250  
 First Mate / Last Break No  
 Flammability 94V-0  
 Guide to Mating Part Yes  
 Keying to Mating Part None  
 Material - Metal Phosphor Bronze, Stainless Steel  
 Material - Plating Mating Gold  
 Material - Plating Termination Gold  
 Material - Resin High Temperature Thermoplastic  
 Number of Columns 12  
 Number of Pairs Open Pin Field  
 Number of Rows 6  
 Orientation Vertical  
 PC Tail Length (in) 0.138 In  
 PC Tail Length (mm) 3.50 mm  
 PCB Locator No  
 PCB Retention Yes  
 PCB Thickness Recommended (in) 0.098 In  
 PCB Thickness Recommended (mm) 2.50 mm  
 Packaging Type Tube  
 Pitch - Mating Interface (in) 0.079 In  
 Pitch - Mating Interface (mm) 2.00 mm  
 Pitch - Term. Interface (in) 0.079 In  
 Pitch - Term. Interface (mm) 2.00 mm  
 Plating min: Mating (µin) 30  
 Plating min: Mating (µm) 0.75  
 Plating min: Termination (µin) 2  
 Plating min: Termination (µm) 0.05  
 Polarized to PCB No

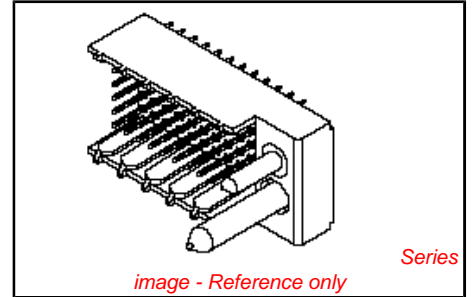


image - Reference only

**EU RoHS** **China RoHS**

**Compliance Status**

**Not Reviewed**

**REACH SVHC**

**Not Reviewed**

**Halogen-Free**

**Status**

**Not Reviewed**

**Need more information on product environmental compliance?**

Email [productcompliance@molex.com](mailto:productcompliance@molex.com)  
 For a multiple part number RoHS Certificate of Compliance, [click here](#)

Please visit the [Contact Us](#) section for any non-product compliance questions.

**Search Parts in this Series**

[73644Series](#)

**Mates With**

[73632](#) HDM PLUS® Board-to-Board Daughtercard Receptacle. [73780](#) HDM® Board-to-Board Daughtercard Receptacle

**Application Tooling | FAQ**

*Tooling specifications and manuals are found by selecting the products below. Crimp Height Specifications are then contained in the Application Tooling Specification document.*

**Global**

Description	Product #
Flat Rock Tooling for	<a href="#">0622013700</a>
Pneumatic Press	
HDM® Backplane	<a href="#">0621001400</a>
Insertion Signal	
Contact Tool	
Extraction Tool	<a href="#">0621001000</a>

Stackable	No
Surface Mount Compatible (SMC)	Yes
Temperature Range - Operating	-55°C to +105°C
Termination Interface: Style	Through Hole - Compliant Pin

**Electrical**

Current - Maximum per Contact	1A
Data Rate	1.0 Gbps
Real Signals (per 25mm)	75
Shielded	No
Voltage - Maximum	250V AC

**Material Info****Reference - Drawing Numbers**

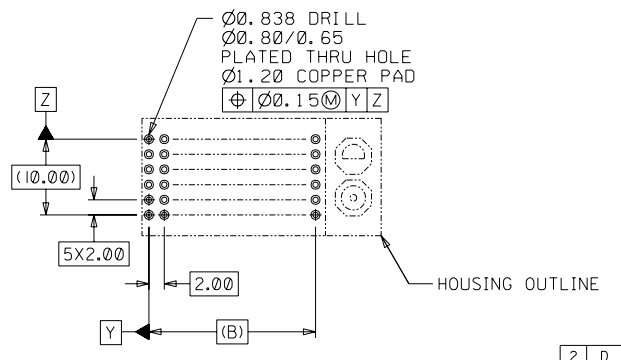
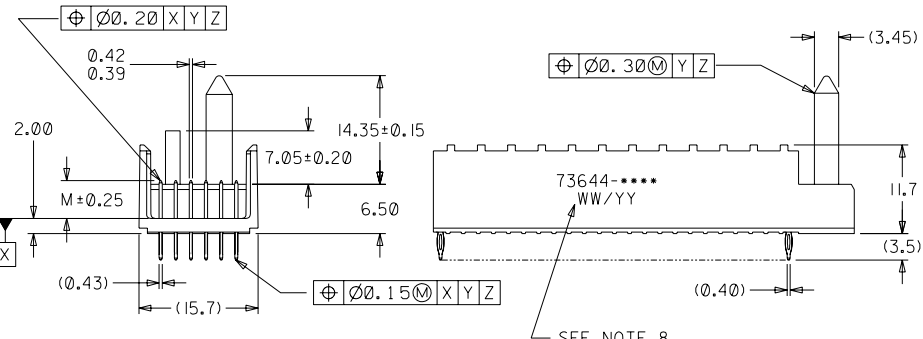
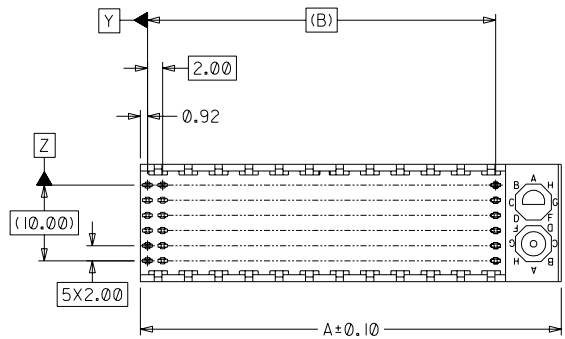
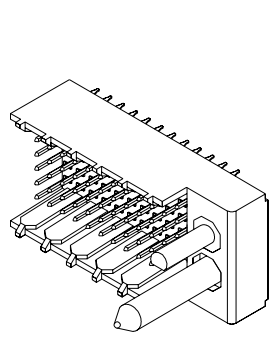
Packaging Specification	PK-70873-0818
Sales Drawing	SDA-73644-*****

HDM and High Density Metric are trademarks of Amphenol Corporation

This document was generated on 05/14/2010

**PLEASE CHECK [WWW.MOLEX.COM](http://WWW.MOLEX.COM) FOR LATEST PART INFORMATION**

- NOTES:**
1. MATERIALS: HOUSING - LIQUID CRYSTAL POLYMER (LCP), GLASS-FILLED, UL94V-0, COLOR: BLACK, TERMINAL - PHOSPHOR BRONZE.
  2. FINISHES: SELECTIVE GOLD (Au) IN CONTACT AREA, 0.00076mm MINIMUM THICKNESS; NICKEL (Ni) AND GOLD FLASH OVERALL SELECTIVE GOLD (Au) IN CONTACT AREA, 0.00076mm MIN. THICKNESS; SELECTIVE TIN/LEAD (Sb/Pb) IN TAIL AREA; NICKEL (Ni) OVERALL.
  3. THIS PART CONFORMS TO MOLEX PRODUCT SPECIFICATION PS-73670-9999.
  4. FOR MIXED CONTACT MATING LENGTHS, CONSULT FACTORY FOR AVAILABILITY.
  5. DIMENSIONS ARE IN MILLIMETERS.
  6. FOR SPECIFIC MATERIAL NUMBERS, REFER TO SHEET 2.
  7. PACKAGE PER PK-70873-0818.
  8. PARTS MARKED WITH PART NUMBER AND DATE CODE, ON EITHER SIDE, APPROXIMATELY WHERE SHOWN.



PCB LAYOUT: COMPONENT SIDE  
RECOMMENDED PCB THICKNESS: 2.50 MIN

2	D
1	J
MFG.	SH.
REV.	

		I	REVISED ECR UDT2000-0348 BINGHAM 99/10/12
		H	REVISED ECR UDT1999-0662 BINGHAM 99/05/18
J	REVISED ECR UCP2003-2260 THOMAS 03/04/25	G	REVISED ECR UDT1999-0476 BINGHAM 98/12/21
LTR.	REVISIONS	LTR.	REVISIONS

DIMENSIONS SHOWN (METRIC) INCH UNLESS OTHERWISE SPECIFIED TOLERANCES: ANGULAR ± 1/2°		▽ = 0	▼ = 0	REVISE ONLY ON CAD SYSTEM												
<table border="1"> <tr> <th></th> <th>INCH</th> <th>METRIC</th> </tr> <tr> <td>3 PLACE</td> <td>± N/A</td> <td>---</td> </tr> <tr> <td>2 PLACE</td> <td>± N/A</td> <td>± 0.05</td> </tr> <tr> <td>1 PLACE</td> <td>---</td> <td>± 0.10</td> </tr> </table>			INCH	METRIC	3 PLACE	± N/A	---	2 PLACE	± N/A	± 0.05	1 PLACE	---	± 0.10	TITLE SALES ASSY, HDM BACKPLANE MODULE, POLAR/GUIDE OPTION		
	INCH	METRIC														
3 PLACE	± N/A	---														
2 PLACE	± N/A	± 0.05														
1 PLACE	---	± 0.10														
DRAFT WHERE APPLICABLE MUST REMAIN WITHIN DIMENSIONS		MOLEX INCORPORATED SHEET NO. DATE LITSE,ILL. 60932 U.S.A. 1 OF 2 96/12/18														
DRWG. BY: JRR CHK'D. BY: SMR APP'D. BY: CAB SCALE: 2 : 1		PART NO. SEE CHART DRWG. NO. SDA-73644-*****														
FILE NAME: S73644X1.DGN		THIS DRAWING CONTAINS INFORMATION THAT IS PROPRIETARY TO MOLEX INC. AND SHOULD NOT BE USED WITHOUT WRITTEN PERMISSION.														
		DIV.	SIZE													
		DA	B													

MATERIAL NUMBER	NUMBER OF SIGNAL CONTACTS	PLATING	DIM "A"	DIM "B"	DIM "M"
73644-00**	72	SELECTIVE GOLD/GOLD FLASH	31.60	22.00	5.00
73644-01**	72	SELECTIVE GOLD/GOLD FLASH	31.60	22.00	5.50
73644-02**	72	SELECTIVE GOLD/GOLD FLASH	31.60	22.00	6.00
73644-10**	144	SELECTIVE GOLD/GOLD FLASH	55.60	46.00	5.00
73644-11**	144	SELECTIVE GOLD/GOLD FLASH	55.60	46.00	5.50
73644-12**	144	SELECTIVE GOLD/GOLD FLASH	55.60	46.00	6.00
73644-20**	72	SELECTIVE GOLD/SELECTIVE TIN-LEAD	31.60	22.00	5.00
73644-21**	72	SELECTIVE GOLD/SELECTIVE TIN-LEAD	31.60	22.00	5.50
73644-22**	72	SELECTIVE GOLD/SELECTIVE TIN-LEAD	31.60	22.00	6.00
73644-30**	144	SELECTIVE GOLD/SELECTIVE TIN-LEAD	55.60	46.00	5.00
73644-31**	144	SELECTIVE GOLD/SELECTIVE TIN-LEAD	55.60	46.00	5.50
73644-32**	144	SELECTIVE GOLD/SELECTIVE TIN-LEAD	55.60	46.00	6.00

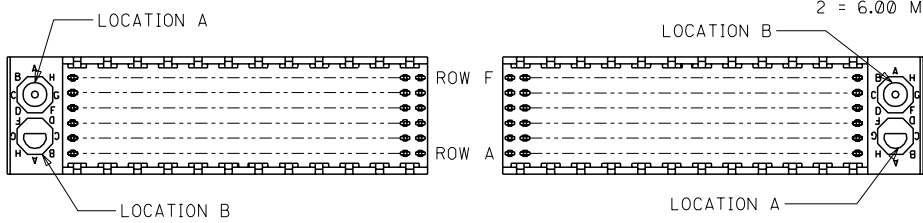
**MATERIAL NUMBER ASSIGNMENT**

73644- \* \* \* \*

- 0 = 72-CIRCUIT, GOLD/GOLD FLASH
- 1 = 144-CIRCUIT, GOLD/GOLD FLASH
- 2 = 72-CIRCUIT, GOLD/TIN-LEAD
- 3 = 144-CIRCUIT, GOLD/TIN-LEAD

- 0 = 5.00 MATING LENGTH
- 1 = 5.50 MATING LENGTH
- 2 = 6.00 MATING LENGTH

NUMBER	GUIDE POST LOCATION	POLAR KEY POSITION
00	B	
01	A	A
02	B	
03	A	B
04	B	
05	A	C
06	B	
07	A	D
08	B	
09	A	E
10	B	F
11	A	
12	B	G
13	A	
14	B	H
15	A	
16	B	
17	A	N/A
18	N/A	



REF. MATERIAL NUMBER 73644-0009  
GUIDE PIN IS IN LOCATION A  
POLARIZING KEY IS IN LOCATION B, POSITION E

REF. MATERIAL NUMBER 73644-0008  
GUIDE PIN IS IN LOCATION B  
POLARIZING KEY IS IN LOCATION A, POSITION E

DIMENSIONS SHOWN (METRIC) INCH UNLESS OTHERWISE SPECIFIED TOLERANCES: ANGULAR ± 1/2°		▽ = 0   ▽ = 0   REVERSE ONLY ON CAD SYSTEM												
<table border="1"> <thead> <tr> <th></th> <th>INCH</th> <th>METRIC</th> </tr> </thead> <tbody> <tr> <td>3 PLACE</td> <td>± N/A</td> <td>---</td> </tr> <tr> <td>2 PLACE</td> <td>± N/A</td> <td>± N/A</td> </tr> <tr> <td>1 PLACE</td> <td>---</td> <td>± N/A</td> </tr> </tbody> </table>			INCH	METRIC	3 PLACE	± N/A	---	2 PLACE	± N/A	± N/A	1 PLACE	---	± N/A	TITLE SALES ASSY, HDM BACKPLANE MODULE, POLAR/GUIDE OPTION
	INCH	METRIC												
3 PLACE	± N/A	---												
2 PLACE	± N/A	± N/A												
1 PLACE	---	± N/A												
DRAFT WHERE APPLICABLE MUST REMAIN WITHIN DIMENSIONS		MOLEX INCORPORATED   SHEET NO.   DATE LITTLEJILL   68932   U.S.A.   2   96/12/18												
PART NO.   DRAWG. NO. SEE CHART   SDA-73644-****		FILE NAME   DIV.   SIZE S73644X2   DGN   DA   B												
DRWG. BY: JRR   CHK'D. BY: SMR APP'D. BY: CAB   SCALE: --:--		THIS DRAWING CONTAINS INFORMATION THAT IS PROPRIETARY TO MOLEX INC. AND SHOULD NOT BE USED WITHOUT WRITTEN PERMISSION												

10	9	8	7	6	5	4	3	2	1
----	---	---	---	---	---	---	---	---	---