

**PLEASE CHECK WWW.MOLEX.COM FOR LATEST PART INFORMATION**

**Part Number:** [5008170205](#)  
**Status:** **Active**  
**Description:** 2.50mm (.098") Pitch Wire-to-Wire Retainer, 2 Circuits

**Documents:**

<a href="#">3D Model</a>	<a href="#">Product Specification PS-500592-001 (PDF)</a>
<a href="#">Drawing (PDF)</a>	<a href="#">RoHS Certificate of Compliance (PDF)</a>

**General**

Product Family	Accessories
Series	500817
Component Type	Retainer
Product Name	N/A

**Physical**

Circuits (Loaded)	2
Color - Resin	Gray
Material - Resin	Polyester
Number of Rows	1
Packaging Type	Bag
Temperature Range - Operating	-40°C to +85°C

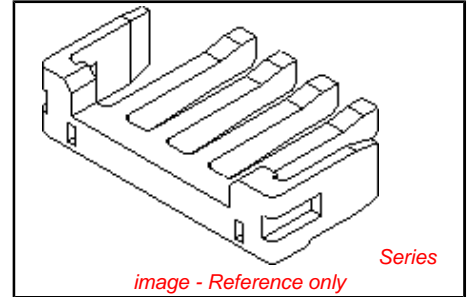
**Electrical**

Current - Maximum per Contact	3A
-------------------------------	----

**Material Info**

**Reference - Drawing Numbers**

Product Specification	PS-500592-001, RPS-500592-002
-----------------------	-------------------------------



**EU RoHS**  
**ELV and RoHS**  
**Compliant**  
**REACH SVHC**  
 Not Reviewed  
**Halogen-Free**  
**Status**  
**Not Reviewed**

**China RoHS**



**Need more information on product environmental compliance?**

Email [productcompliance@molex.com](mailto:productcompliance@molex.com)  
 For a multiple part number RoHS Certificate of Compliance, [click here](#)

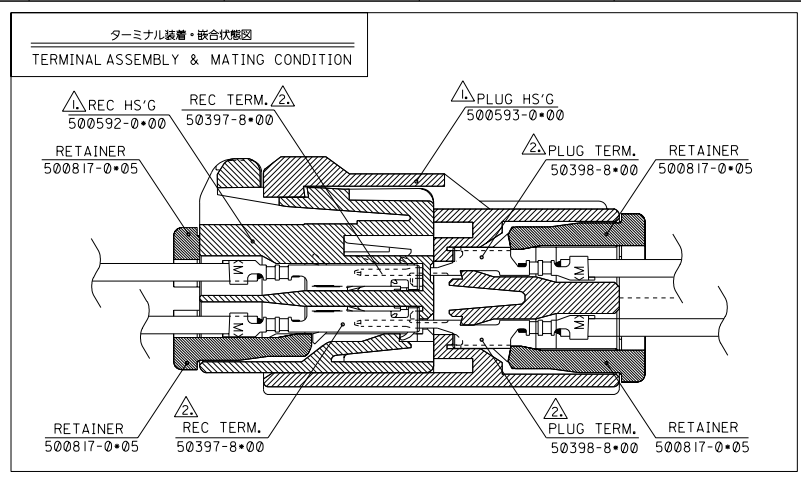
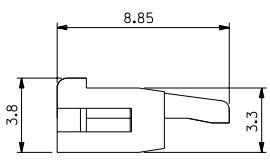
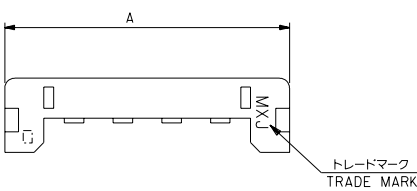
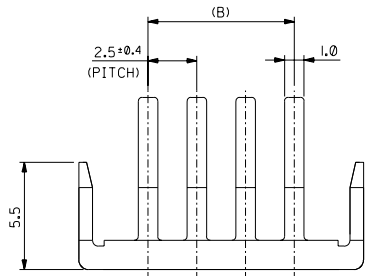
Please visit the [Contact Us](#) section for any non-product compliance questions.

**Search Parts in this Series**  
[500817Series](#)

**Use With**  
[50397](#) , [500594](#) , [500595](#) , [500593](#) , [500592](#)  
 , [50398](#)

**PLEASE CHECK WWW.MOLEX.COM FOR LATEST PART INFORMATION**

DWG. NO. SD-500817-001



注記 NOTES

- △1 適合ハウジング: 500592/500593シリーズ  
500594/500595シリーズ  
APPLICABLE TERMINAL: 500592/500593 SERIES  
500594/500595 SERIES
- △2 適合ターミナル: 50397/50398シリーズ  
APPLICABLE TERMINAL: 50397/50398 SERIES

4. 材質: PBT (UL94V-0)  
MATERIAL: PBT (UL94V-0)  
色: 灰色  
COLOR: GRAY

17.5	24.4	8	500817-0805	
15	21.9	7	↑	-0705
12.5	19.4	6		-0605
10	16.9	5		-0505
7.5	14.4	4		-0405
5	11.9	3		-0305
2.5	9.4	2	500817-0205	
(B)	A	CKT.	MATERIAL NO.	MODEL NO.

DO NOT SCALE DRAWING

E804NO. DRWN: CHK: APPR:	E833NO. DRWN: CHK: APPR:	E832NO. DRWN: CHK: APPR:	E811NO. DRWN: CHK: APPR:	RELEASED	MATERIAL 材料	GENERAL TOLERANCES: (UNLESS SPECIFIED) 一般公差	SCALE —	DESIGN UNITS <input checked="" type="checkbox"/> mm <input type="checkbox"/> INCH	DIMENSIONS: <input type="checkbox"/> mm <input type="checkbox"/> INCH <input checked="" type="checkbox"/> mm ONLY	SHT REV	
				0							FINISH 仕上げ
E800NO. J2004-4643 DRWN: T.ODA 04/06/09 CHK: S.ICHIKAWA APPR: YOJITO				DESCRIPTION	WIRE RANGE 適用電線範囲	ANGLE 角度	+3°	CAD FILENAME SD-500817-001.S01	MATERIAL NO. SEE CHART	DRAWING NO. SD-500817-001	SHEET NO. 1 OF 1
REV				INS. RANGE 被覆外径							
E800NO. J2004-4643 DRWN: T.ODA 04/06/09 CHK: S.ICHIKAWA APPR: YOJITO				0	—	30 OVER 以上	+0.3	APPROVED BY & DATE TODA	DRAWING NO. SD-500817-001		EN-02J(097) MXJ-54