

**PLEASE CHECK WWW.MOLEX.COM FOR LATEST PART INFORMATION**

**Part Number:** [0901471332](#)  
**Status:** **Active**  
**Overview:** [cgrid\\_sl\\_products](#)  
**Description:** 2.54mm (.100") Pitch C-Grid® PC Board Connector, Single Row, Vertical, 32 Circuits

**Documents:**

[3D Model](#) [RoHS Certificate of Compliance \(PDF\)](#)  
[Drawing \(PDF\)](#)

**Agency Certification**

CSA LR19980

**General**

Product Family PCB Receptacles  
 Series [90147](#)  
 Application Board-to-Board  
 Overview [cgrid\\_sl\\_products](#)  
 Product Name C-Grid®

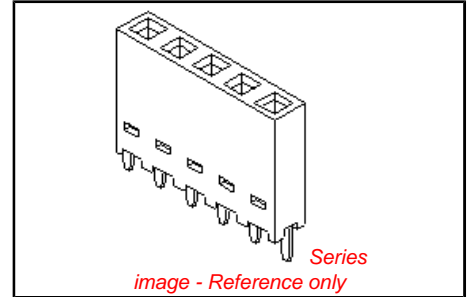
**Physical**

Circuits (Loaded) 32  
 Color - Resin Black  
 Flammability 94V-0  
 Glow-Wire Compliant No  
 Guide to Mating Part No  
 Keying to Mating Part None  
 Lock to Mating Part No  
 Material - Metal Phosphor Bronze  
 Material - Plating Mating Gold  
 Material - Plating Termination Tin  
 Material - Resin Polyester  
 Number of Rows 1  
 Orientation Vertical  
 PC Tail Length (in) 0.114 In  
 PC Tail Length (mm) 2.90 mm  
 PCB Locator No  
 PCB Retention Yes  
 PCB Thickness Recommended (in) 0.062 In  
 PCB Thickness Recommended (mm) 1.60 mm  
 Packaging Type Tube  
 Pitch - Mating Interface (in) 0.100 In  
 Pitch - Mating Interface (mm) 2.54 mm  
 Plating min: Mating (µin) 30.4  
 Plating min: Mating (µm) 0.76  
 Plating min: Termination (µin) 120  
 Plating min: Termination (µm) 3  
 Polarized to PCB No  
 Temperature Range - Operating -55°C to +125°C  
 Termination Interface: Style Through Hole

**Electrical**

Current - Maximum per Contact 3A  
 Grounding to PCB No  
 Voltage - Maximum 350V

**Material Info**



<p><b>EU RoHS</b>  <b>ELV and RoHS</b>  <b>Compliant</b>  <b>REACH SVHC</b>  <b>Contains SVHC: No</b>  <b>Halogen-Free</b>  <b>Status</b>  <b>Not Reviewed</b></p>	<p><b>China RoHS</b></p> 
--	--

**Need more information on product environmental compliance?**  
 Email [productcompliance@molex.com](mailto:productcompliance@molex.com)  
 For a multiple part number RoHS Certificate of Compliance, [click here](#)  
 Please visit the [Contact Us](#) section for any non-product compliance questions.

**Search Parts in this Series**  
[90147Series](#)

**Mates With**  
[90120](#) , [90121](#)

**Use With**  
[90120](#) , [90121](#)

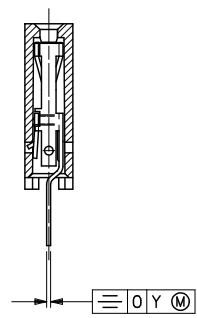
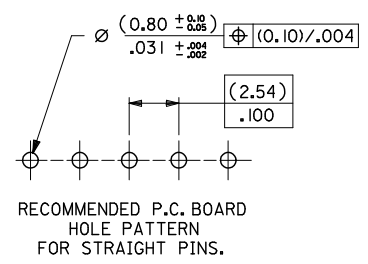
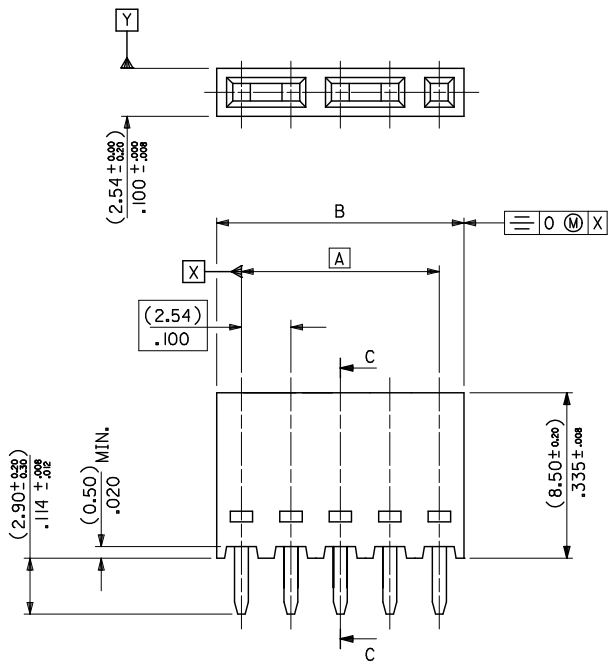
**Reference - Drawing Numbers**  
Sales Drawing

SDA-90147

This document was generated on 05/25/2010

**PLEASE CHECK WWW.MOLEX.COM FOR LATEST PART INFORMATION**

10 9 8 7 6 5 4 3 2 1



SECTION C-C SHOWING STRAIGHT PINS.

NOTES:

- 1) CONTACT-PLATED PHOSPHOR BRONZE.
- 2) HOUSING-15% GLASS FILLED POLYESTER. COLOUR: BLACK.
- 3) FOR (0.635)/.025 SQ. MALE PINS THE LENGTH MUST BE (5.65)/.222 MIN & (7.00)/.276 MAX. TO ENSURE GOOD CONNECTION WITH CONTACT.
- 4) PRODUCT SPECIFICATION: PS-99020-0001
- 5) PCB THICKNESS 1.6MM

ADDED GATE AREA E.C. NO: E2009-0250 DRAWN: BMAGUIRE 2008/12/08 CHYD: 2008/12/08 APPR: BMAGUIRE 2008/12/08 AC	QUALITY SYMBOLS ▽=0 ▽=0	GENERAL TOLERANCES (UNLESS SPECIFIED)		DIMENSION STYLE MM/IN		SCALE 1:1	DESIGN UNITS METRIC	THIRD ANGLE PROJECTION	
		4 PLACES ± --- ± ---	3 PLACES ± --- ± ---	DRAWN BY DB	DATE 1987/07/14	TITLE C-GRID III, SINGLE ROW VERTICAL P.C. BOARD CONNECTOR ASSEMBLY.			
		2 PLACES ± --- ± ---	1 PLACE ± --- ± ---	CHECKED BY JDENNEHY	DATE 2005/07/07	MOLEX INCORPORATED			
		ANGULAR ± 2 °		APPROVED BY JDENNEHY	DATE 2005/07/07	MATERIAL NO. SEE SHEET 2 DOCUMENT NO. SDA-90147 SHEET NO. 1 OF 2			
DRAFT WHERE APPLICABLE MUST REMAIN WITHIN DIMENSIONS		SIZE A3		THIS DRAWING CONTAINS INFORMATION THAT IS PROPRIETARY TO MOLEX INCORPORATED AND SHOULD NOT BE USED WITHOUT WRITTEN PERMISSION					

9 8 7 6 5 4 3 2 1

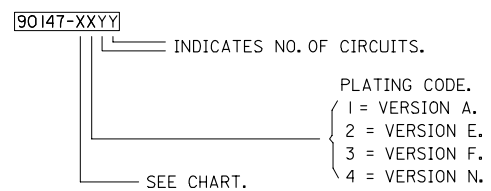
PART NO'S - STRAIGHT PINS		NO. OF CKTS	DIM. "A"		DIM. "B" (*8.90) ± .002		QTY. PER TUBE
STANDARD	CUSTOMER SPECIFIC						
90147-1X02		2	( 2.54 )	.100	( 5.08 )	.200	105
↑ 03		3	( 5.08 )	.200	( 7.62 )	.300	72
04		4	( 7.62 )	.300	( 10.16 )	.400	52
05	90147-9105	5	( 10.16 )	.400	( 12.70 )	.500	44
06		6	( 12.70 )	.500	( 15.24 )	.600	36
07		7	( 15.24 )	.600	( 17.78 )	.700	30
08		8	( 17.78 )	.700	( 20.32 )	.800	26
09		9	( 20.32 )	.800	( 22.86 )	.900	22
10		10	( 22.86 )	.900	( 25.40 )	1.000	22
11		11	( 25.40 )	1.000	( 27.94 )	1.100	20
12		12	( 27.94 )	1.100	( 30.48 )	1.200	18
13		13	( 30.48 )	1.200	( 33.02 )	1.300	16
14		14	( 33.02 )	1.300	( 35.56 )	1.400	14
15		15	( 35.56 )	1.400	( 38.10 )	1.500	14
16		16	( 38.10 )	1.500	( 40.64 )	1.600	13
17		17	( 40.64 )	1.600	( 43.18 )	1.700	13
18		18	( 43.18 )	1.700	( 45.72 )	1.800	12
19		19	( 45.72 )	1.800	( 48.26 )	1.900	12
20		20	( 48.26 )	1.900	( 50.80 )	2.000	11
21		21	( 50.80 )	2.000	( 53.34 )	2.100	11
22		22	( 53.34 )	2.100	( 55.88 )	2.200	10
23		23	( 55.88 )	2.200	( 58.42 )	2.300	9
24		24	( 58.42 )	2.300	( 60.96 )	2.400	9
25		25	( 60.96 )	2.400	( 63.50 )	2.500	8
26		26	( 63.50 )	2.500	( 66.04 )	2.600	8
27		27	( 66.04 )	2.600	( 68.58 )	2.700	8
28		28	( 68.58 )	2.700	( 71.12 )	2.800	7
29		29	( 71.12 )	2.800	( 73.66 )	2.900	7
30		30	( 73.66 )	2.900	( 76.20 )	3.000	7
↓ 31		31	( 76.20 )	3.000	( 78.74 )	3.100	7
90147-1X32		32	( 78.74 )	3.100	( 81.28 )	3.200	6

**PLATING VERSION A**  
 PRE-PLATED HOT DIP TIN  
 1.0 TO 2.5 um (.000040" TO .000100").

**PLATING VERSION E**  
 1.27 TO 1.78 um (.000050" TO .000070") NICKEL  
 OVERALL, 0.38 TO 0.64 um (.000015" TO .000025")  
 GOLD ON CONTACT AREA (OVER NICKEL).  
 3 TO 5 um (.000120" TO .000200") TIN  
 ON SOLDER TAILS (OVER NICKEL).

**PLATING VERSION F.**  
 1.27 TO 1.78 um (.000050" TO .000070") NICKEL  
 OVERALL, 0.76 TO 1.0 um (.000030" TO .000040")  
 GOLD ON CONTACT AREA (OVER NICKEL).  
 3 TO 5 um (.000120" TO .000200") TIN  
 ON SOLDER TAILS (OVER NICKEL).

**PLATING VERSION N.**  
 1.27 TO 1.78 um (.000050" TO .000070") NICKEL  
 OVERALL, 0.76 TO 2.6 um (.000030" TO .000100")  
 GOLD ON CONTACT AREA (OVER NICKEL).  
 4 um (.000120") MINIMUM TIN  
 ON SOLDER TAILS (OVER NICKEL).



**STANDARD PRODUCTS**

REMOVE KINK OPT REC. NO. E2007-0787 DRW. NO. 2007-04/25 CHKD. BY J. DENNEHY 2007/04/25 APPR. J. DENNEHY 2007/04/25 DESCRIPTION AA	QUALITY SYMBOLS ▽=0 ▽=0	GENERAL TOLERANCES (UNLESS SPECIFIED) <table border="1"> <tr> <th></th> <th>mm</th> <th>INCH</th> </tr> <tr> <td>4 PLACES</td> <td>± .005</td> <td>± .0005</td> </tr> <tr> <td>3 PLACES</td> <td>± .005</td> <td>± .0005</td> </tr> <tr> <td>2 PLACES</td> <td>± .005</td> <td>± .0005</td> </tr> <tr> <td>1 PLACE</td> <td>± .005</td> <td>± .0005</td> </tr> </table>		mm	INCH	4 PLACES	± .005	± .0005	3 PLACES	± .005	± .0005	2 PLACES	± .005	± .0005	1 PLACE	± .005	± .0005	DIMENSION STYLE MM/IN DRAWN BY DB DATE 1986/12/28 CHECKED BY J. DENNEHY DATE 2005/07/07 APPROVED BY J. DENNEHY DATE 2005/07/07	SCALE 5:1 DESIGN UNITS METRIC THIRD ANGLE PROJECTION	TITLE C-GRID III SINGLE ROW VERTICAL P.C. BOARD CONNECTOR MOLEX INCORPORATED
		mm	INCH																	
4 PLACES	± .005	± .0005																		
3 PLACES	± .005	± .0005																		
2 PLACES	± .005	± .0005																		
1 PLACE	± .005	± .0005																		
DRAFT WHERE APPLICABLE MUST REMAIN WITHIN DIMENSIONS	MATERIAL NO. SEE CHART SIZE A3	DOCUMENT NO. SDA-90147 SHEET NO. 2 OF 2	THIS DRAWING CONTAINS INFORMATION THAT IS PROPRIETARY TO MOLEX INCORPORATED AND SHOULD NOT BE USED WITHOUT WRITTEN PERMISSION																	