



Micro Commercial Components

## Micro Commercial Components Corp.

### Products End of Life Notification

Issue date: Feb-11th-2010

EOL No.# :020910

Last Buy Date :N/ A

Description and Purpose:

MCC has undergone a review of its core business and products , and determined to discontinue below products:

Discontinued Devices	Possible Replacements
BZM55C2V0~BZM55C2V2	N/A
BZM55C2V4~BZM55C39	BZT52C2V4S~BZT52C39S
BZM55C43~BZM55C75	N/A
BZT55C2V0~BZT55C2V2	N/A
BZT55C2V4~BZT55C43	BZT52C2V4~BZT52C43
BZT55C47~BZT55C75	N/A
ERD3.3F~ERD75F	N/A
H2-A3~H36-3	N/A
LLUDZS3.6B~LLUDZS36B	N/A
LS5221~LS5267	DL5221~DL5267
LSH2-A3~LSH36-3	N/A
MCL5221~MCL5259	MMXZ5221~MMXZ5259
MCL5260~MCL5267	N/A
MTZ.0~MTZ.39	MMTZ.0~MMTZ.39
ZY5.1~ZY39	2EZ5.1D5~2EZ39D5
ZY43~ZY51	N/A

[www.mccsemi.com](http://www.mccsemi.com)



**Micro Commercial Components**

Micro Commercial Components  
 20736 Marilla Street Chatsworth  
 CA 91311  
 Phone: (818) 701-4933  
 Fax: (818) 701-4939

**H2 Series  
 THRU  
 H36 Series**

**500 mW  
 Zener Diode  
 1.9 to 37.2 Volts**

**Features**

- Moisture Sensitivity: Level 1 per J-STD-020C
- Low Leakage
- Low Zener Impedance
- High Reliability
- Marking : Cathode band and type number
- Lead Free Finish/Rohs Compliant (Note1) ("P" Suffix designates Compliant. See ordering information)

**Maximum Ratings**

Symbol	Rating	Rating	Unit
$P_D$	Power dissipation	500	W
$T_J$	Junction Temperature	-55 to +175	$^{\circ}C$
$T_{STG}$	Storage Temperature Range	-55 to +175	$^{\circ}C$

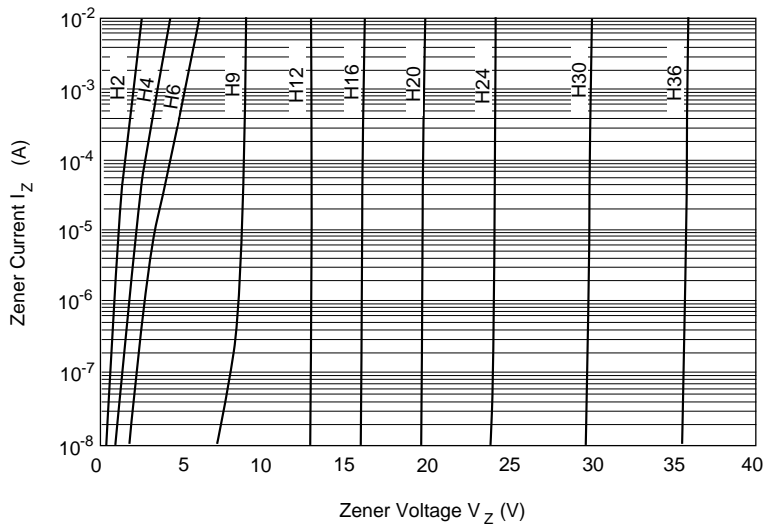


Fig.1 Zener current Vs. Zener voltage

**DO-35**

DIMENSIONS					
DIM	INCHES		MM		NOTE
	MIN	MAX	MIN	MAX	
A	---	.166	---	4.2	
B	---	.079	---	2.00	
C	---	.020	---	.52	
D	1.000	---	25.40	---	

Note: 1. Lead in Glass Exemption Applied, see EU Directive Annex 5.

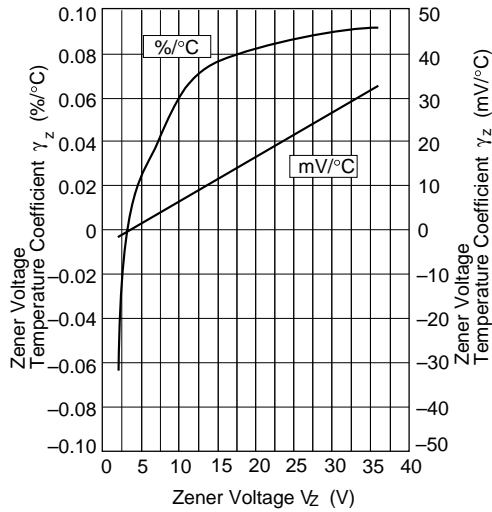


Fig.2 Temperature Coefficient Vs. Zener voltage

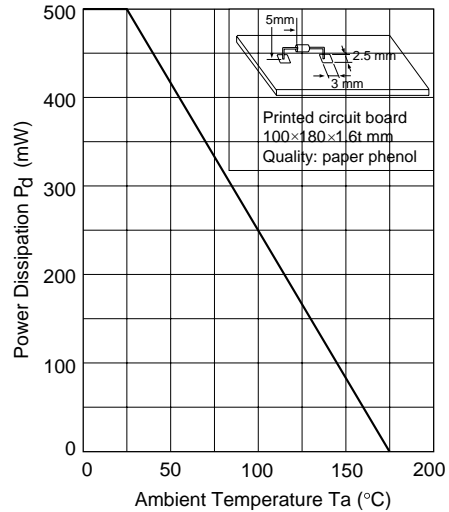


Fig.3 Power Dissipation Vs. Ambient Temperature

**ELECTRICAL CHARACTERISTICS @25°C**

MCC PART NUMBER		ZENER VOLTAGE $V_Z @ I_{ZT}$ VOLTS		TEST CURRENT $I_{ZT}$	Dynamic Resistance $r_d (Max)$ @ $I_Z$		REVERSE CURRENT $I_R (Max)$ @ $V_R$	
Type	Grade	Min	Max	mA	OHMS	mA	$\mu A$	VOLTS
H2	A3	1.8	2.0	5.0	100	5.0	25	0.5
	B1	1.9	2.1	5.0	100	5.0	5.0	0.5
	B2	2.0	2.2	5.0	100	5.0	5.0	0.5
	B3	2.1	2.3	5.0	100	5.0	5.0	0.5
	C1	2.2	2.4	5.0	100	5.0	5.0	0.5
	C2	2.3	2.5	5.0	100	5.0	5.0	0.5
H3	C3	2.4	2.6	5.0	100	5.0	5.0	0.5
	A1	2.5	2.7	5.0	100	5.0	5.0	0.5
	A2	2.6	2.8	5.0	100	5.0	5.0	0.5
	A3	2.7	2.9	5.0	100	5.0	5.0	0.5
	B1	2.8	3.0	5.0	100	5.0	5.0	0.5
	B2	2.9	3.1	5.0	100	5.0	5.0	0.5
	B3	3.0	3.2	5.0	100	5.0	5.0	0.5
	C1	3.1	3.3	5.0	100	5.0	5.0	0.5
	C2	3.2	3.4	5.0	100	5.0	5.0	0.5
H4	C3	3.3	3.5	5.0	100	5.0	5.0	0.5
	A1	3.4	3.6	5.0	100	5.0	5.0	1.0
	A2	3.5	3.7	5.0	100	5.0	5.0	1.0
	A3	3.6	3.8	5.0	100	5.0	5.0	1.0
	B1	3.7	3.9	5.0	100	5.0	5.0	1.0
	B2	3.8	4.0	5.0	100	5.0	5.0	1.0
	B3	3.9	4.1	5.0	100	5.0	5.0	1.0
	C1	4.0	4.2	5.0	100	5.0	5.0	1.0
	C2	4.1	4.3	5.0	100	5.0	5.0	1.0
	C3	4.2	4.4	5.0	100	5.0	5.0	1.0

## H2 Series thru H36 Series



Micro Commercial Components

### ELECTRICAL CHARACTERISTICS @25°C

MCC PART NUMBER		ZENER VOLTAGE $V_Z @ I_{ZT}$ VOLTS		TEST CURRENT $I_{ZT}$	Dynamic Resistance $r_d$ (Max) $I_Z$		REVERSE CURRENT $I_R$ (Max) @ $V_R$	
Type	Grade	Min	Max	mA	OHMS	mA	$\mu A$	VOLTS
H5	A1	4.3	4.5	5.0	100	5.0	5.0	1.5
	A2	4.4	4.6	5.0	100	5.0	5.0	1.5
	A3	4.5	4.7	5.0	100	5.0	5.0	1.5
	B1	4.6	4.8	5.0	100	5.0	5.0	1.5
	B2	4.7	4.9	5.0	100	5.0	5.0	1.5
	B3	4.8	5.0	5.0	100	5.0	5.0	1.5
	C1	4.9	5.1	5.0	100	5.0	5.0	1.5
	C2	5.0	5.2	5.0	100	5.0	5.0	1.5
	C3	5.1	5.3	5.0	100	5.0	5.0	1.5
H6	A1	5.2	5.5	5.0	40	5.0	5.0	2.0
	A2	5.3	5.6	5.0	40	5.0	5.0	2.0
	A3	5.4	5.7	5.0	40	5.0	5.0	2.0
	B1	5.5	5.8	5.0	40	5.0	5.0	2.0
	B2	5.6	5.9	5.0	40	5.0	5.0	2.0
	B3	5.7	6.0	5.0	40	5.0	5.0	2.0
	C1	5.8	6.1	5.0	40	5.0	5.0	2.0
	C2	6.0	6.3	5.0	40	5.0	5.0	2.0
	C3	6.1	6.4	5.0	40	5.0	5.0	2.0
H7	A1	6.3	6.6	5.0	15	5.0	1.0	3.5
	A2	6.4	6.7	5.0	15	5.0	1.0	3.5
	A3	6.6	6.9	5.0	15	5.0	1.0	3.5
	B1	6.7	7.0	5.0	15	5.0	1.0	3.5
	B2	6.9	7.2	5.0	15	5.0	1.0	3.5
	B3	7.0	7.3	5.0	15	5.0	1.0	3.5
	C1	7.2	7.6	5.0	15	5.0	1.0	3.5
	C2	7.3	7.7	5.0	15	5.0	1.0	3.5
	C3	7.5	7.9	5.0	15	5.0	1.0	3.5
H9	A1	7.7	8.1	5.0	20	5.0	1.0	5.0
	A2	7.9	8.3	5.0	20	5.0	1.0	5.0
	A3	8.1	8.5	5.0	20	5.0	1.0	5.0
	B1	8.3	8.7	5.0	20	5.0	1.0	5.0
	B2	8.5	8.9	5.0	20	5.0	1.0	5.0
	B3	8.7	9.1	5.0	20	5.0	1.0	5.0
	C1	8.9	9.3	5.0	20	5.0	1.0	5.0
	C2	9.1	9.5	5.0	20	5.0	1.0	5.0
	C3	9.3	9.7	5.0	20	5.0	1.0	5.0
H11	A1	9.5	9.9	5.0	25	5.0	1.0	7.5
	A2	9.7	10.1	5.0	25	5.0	1.0	7.5
	A3	9.9	10.3	5.0	25	5.0	1.0	7.5
	B1	10.2	10.6	5.0	25	5.0	1.0	7.5
	B2	10.4	10.8	5.0	25	5.0	1.0	7.5
	B3	10.7	11.1	5.0	25	5.0	1.0	7.5
	C1	10.9	11.3	5.0	25	5.0	1.0	7.5
	C2	11.1	11.6	5.0	25	5.0	1.0	7.5
	C3	11.4	11.9	5.0	25	5.0	1.0	7.5
H12	A1	11.6	12.1	5.0	35	5.0	1.0	9.5
	A2	11.9	12.4	5.0	35	5.0	1.0	9.5
	A3	12.2	12.7	5.0	35	5.0	1.0	9.5
	B1	12.4	12.9	5.0	35	5.0	1.0	9.5
	B2	12.6	13.1	5.0	35	5.0	1.0	9.5
	B3	12.9	13.4	5.0	35	5.0	1.0	9.5
	C1	13.2	13.7	5.0	35	5.0	1.0	9.5
	C2	13.5	14.0	5.0	35	5.0	1.0	9.5
	C3	13.8	14.3	5.0	35	5.0	1.0	9.5
H15	1	14.1	14.7	5.0	40	5.0	1.0	11
	2	14.5	15.1	5.0	40	5.0	1.0	11
	3	14.9	15.5	5.0	40	5.0	1.0	11
H16	1	15.3	15.9	5.0	45	5.0	1.0	12
	2	15.7	16.5	5.0	45	5.0	1.0	12
	3	16.3	17.1	5.0	45	5.0	1.0	12
H18	1	16.9	17.7	5.0	55	5.0	1.0	13
	2	17.5	18.3	5.0	55	5.0	1.0	13
	3	18.1	19.0	5.0	55	5.0	1.0	13
H20	1	18.8	19.7	2.0	60	2.0	1.0	15
	2	19.5	20.4	2.0	60	2.0	1.0	15
	3	20.2	21.1	2.0	60	2.0	1.0	15

H2 Series thru H36 Series

**ELECTRICAL CHARACTERISTICS @25°C**

MCC PART NUMBER		ZENER VOLTAGE $V_z @ I_{zT}$ VOLTS		TEST CURRENT $I_{zT}$	Dynamic Resistance $r_d(\text{Max})$ $I_z$		REVERSE CURRENT $I_R(\text{Max})$ @ $V_R$	
Type	Grade	Min	Max	mA	OHMS	mA	$\mu\text{A}$	VOLTS
H22	1	20.9	21.9	2.0	65	2.0	1.0	17
	2	21.6	22.6	2.0	65	2.0	1.0	17
	3	22.3	23.3	2.0	65	2.0	1.0	17
H24	1	22.9	24.0	2.0	70	2.0	1.0	19
	2	23.6	24.7	2.0	70	2.0	1.0	19
	3	24.3	25.5	2.0	70	2.0	1.0	19
H27	1	25.2	26.6	2.0	80	2.0	1.0	21.0
	2	26.2	27.6	2.0	80	2.0	1.0	21.0
	3	27.2	28.6	2.0	80	2.0	1.0	21.0
H30	1	28.2	29.6	2.0	100	2.0	1.0	23.0
	2	29.2	30.6	2.0	100	2.0	1.0	23.0
	3	30.2	31.6	2.0	100	2.0	1.0	23.0
H33	1	31.2	32.6	2.0	120	2.0	1.0	25.0
	2	32.2	33.6	2.0	120	2.0	1.0	25.0
	3	33.2	34.6	2.0	120	2.0	1.0	25.0
H36	1	34.2	35.7	2.0	140	2.0	1.0	27.0
	2	35.3	36.8	2.0	140	2.0	1.0	27.0
	3	36.4	38.0	2.0	140	2.0	1.0	27.0



Micro Commercial Components

## Ordering Information

Device	Packing
(Part Number)-TP	Tape&Reel; 10Kpcs/Reel
(Part Number)-AP	Ammo Packing;5Kpcs/AmmoBox
(Part Number)-BP	Bulk;500pcs/Bag

### \*\*\*IMPORTANT NOTICE\*\*\*

*Micro Commercial Components Corp.* reserves the right to make changes without further notice to any product herein to make corrections, modifications , enhancements , improvements , or other changes .  
*Micro Commercial Components Corp.* does not assume any liability arising out of the application or use of any product described herein; neither does it convey any license under its patent rights ,nor the rights of others . The user of products in such applications shall assume all risks of such use and will agree to hold *Micro Commercial Components Corp.* and all the companies whose products are represented on our website, harmless against all damages.

### \*\*\*APPLICATIONS DISCLAIMER\*\*\*

Products offer by *Micro Commercial Components Corp.* are not intended for use in Medical, Aerospace or Military Applications.