


MHR Series

The **MHR Series** of LVDT is ideal for applications where excessive core weight could influence the motion of sensitive mechanisms. The lightweight core also helps minimize stresses and preserves the structural integrity of the core actuation assembly. High sensitivity results from close electrical coupling between coil and core. Magnetic stainless steel housing provides electromagnetic and electrostatic shielding.



FEATURES

- Small Size
- Low-Mass Core
- Certificate of Calibration Supplied with Each LVDT
- Compatible with All Schaevitz® Signal Conditioners
- High Temperature (220°C) and High Pressure (vented case) Available – Consult Factory

APPLICATIONS

- X, Y, Z Stage Position Feedback
- Wire-Die Bonding Machines
- Cylinder Position Feedback
- Voice Coil Teasing
- Materials Testing Machines

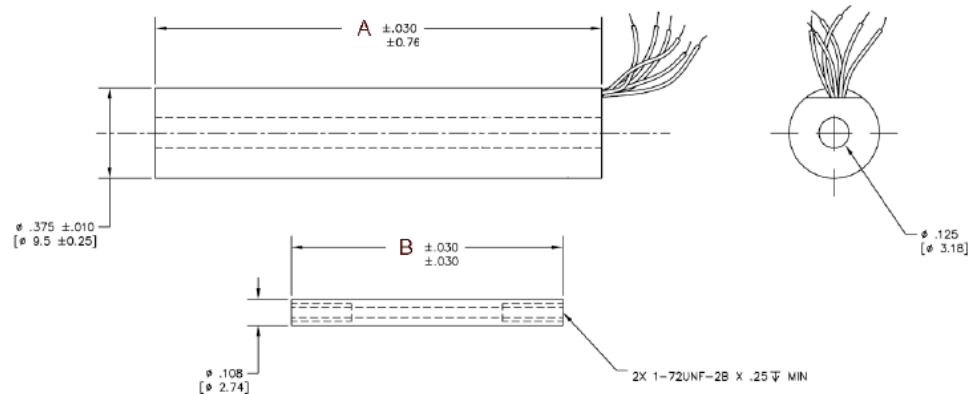
OPTIONS

- Alternative 5.0 and 10.0 kHz Excitation Frequency Testing
- Metric Thread Core

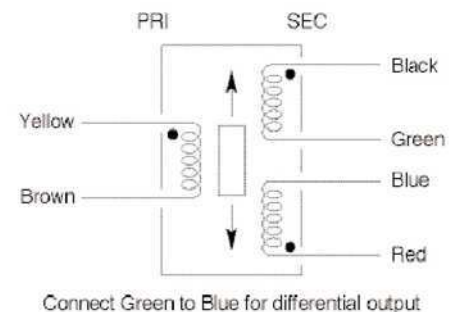
Specifications

Input Voltage	3 V rms (nominal)
Frequency Range	2 kHz to 20 kHz
Operating Temp Range	-65F to 300F (-55C to 150C)
Null Voltage	<0.5% full scale output
Shock Survival	1,000 g for 11 m-sec
Vibration Tolerance	20 g up to 2 kHz
Coil Form Material	High Density, glass-Filled Polymer
Housing Material	AISI 400 Series Stainless Steel
Lead Wires	32 AWG, Copper, Teflon Insulated, 12 Inches long

dimensions



wiring



MHR Series

Performance and electrical specifications @ 10kHz (recommended)

MHR Series Model Number	Nominal Linear Range		Linearity				Sensitivity		Impedance (Ohms)		Phase Shift Degrees
	Inches	mm	50	100	125	150	0.001 mV/V/in	mm	Pri	Sec	
005 MHR	±0.005	±0.13	0.20	0.25	0.30	0.40	8.70	342	84	302	+38
010 MHR	±0.010	±0.25	0.10	0.25	0.35	0.35	6.05	238	165	300	+20
025 MHR	±0.025	±0.64	0.15	0.25	0.25	0.30	8.10	319	238	485	+15
050 MHR	±0.050	±1.27	0.15	0.25	0.35	0.50	3.15	124	419	154	+8
100 MHR	±0.100	±2.54	0.15	0.25	0.25	0.30	2.80	110	400	200	+5
250 MHR	±0.250	±6.35	0.15	0.25	0.35	0.50	2.07	86	345	420	+7
500 MHR	±0.500	±12.70	0.15	0.25	0.30	0.75	1.96	77	264	810	+4
1000 MHR	±1.000	±25.40	0.20	0.25	0.50	N/R	0.77	30	155	450	-1
2000 MHR	±2.000	±50.80	TBD	0.50	TBD	N/R	0.49	19.26	500	1760	-16

Performance and electrical specifications @ 2.5 kHz

MHR Series Model Number	Nominal Linear Range		Linearity				Sensitivity		Impedance (Ohms)		Phase Shift Degrees
	Inches	mm	50	100	125	150	0.001 mV/V/in	mm	Pri	Sec	
005 MHR	±0.005	±0.13	0.20	0.25	0.30	0.40	3.14	124	59	260	+73
010 MHR	±0.010	±0.25	0.10	0.25	0.35	0.35	3.29	129	78	192	+39
025 MHR	±0.025	±0.64	0.15	0.25	0.25	0.30	4.36	172	116	286	+38
050 MHR	±0.050	±1.27	0.15	0.25	0.35	0.50	2.55	100	141	90	+36
100 MHR	±0.100	±2.54	0.15	0.25	0.25	0.30	2.40	94	135	125	+30
250 MHR	±0.250	±6.35	0.15	0.25	0.35	0.50	1.73	68	147	268	+29
500 MHR	±0.500	±12.70	0.15	0.25	0.30	0.75	1.60	67	145	445	+19
1000 MHR	±1.000	±25.40	0.20	0.25	0.50	N/R	0.70	27	100	370	+6
2000 MHR	±2.000	±50.80	TBD	0.25	TBD	N/R	0.47	18.47	304	1362	+3.3

Mechanical specifications

MHR Series Model Number	Weight			Dimensions				
	Body		Core	A (Body)		B (Core)		
	oz	gm	oz	mm	in	mm		
005 MHR	0.07	2	.004	0.1	0.38	9.7	0.18	4.6
010 MHR	0.11	3	.007	0.2	0.54	13.7	0.23	5.8
025 MHR	0.18	5	.016	0.4	0.66	16.8	0.40	10.2
050 MHR	0.21	6	.016	0.4	0.80	20.3	0.50	12.7
100 MHR	0.21	6	.025	0.5	1.00	25.4	0.62	15.7
250 MHR	0.32	9	.032	0.9	1.85	47.0	1.12	28.4
500 MHR	0.60	17	.056	1.6	3.30	83.8	2.00	50.8
1000 MHR	0.92	26	.088	2.5	5.60	142.2	3.00	76.2
2000 MHR	1.4	40	.088	2.5	8.00	203.2	3.00	76.2

The information in this sheet has been carefully reviewed and is believed to be accurate; however, no responsibility is assumed for inaccuracies. Furthermore, this information does not convey to the purchaser of such devices any license under the patent rights to the manufacturer. Measurement Specialties, Inc. reserves the right to make changes without further notice to any product herein. Measurement Specialties, Inc. makes no warranty, representation or guarantee regarding the suitability of its product for any particular purpose, nor does Measurement Specialties, Inc. assume any liability arising out of the application or use of any product or circuit and specifically disclaims any and all liability, including without limitation consequential or incidental damages. Typical parameters can and do vary in different applications. All operating parameters must be validated for each customer application by customer's technical experts. Measurement Specialties, Inc. does not convey any license under its patent rights nor the rights of others.

ordering info

Specify the MHR Model followed by the desired option number(s) ordered together.

Ordering Example:

Model Number 050MHR-009 is an MHR Series LVDT with a ±0.05" range (050 MHR), with 10 kHz testing (003), Metric thread core (006)

MHR Model

005 MHR
010 MHR
025 MHR
050 MHR
100 MHR
250 MHR
500 MHR
1000 MHR
2000 MHR

options

Number	Description
002	5.0 kHz Linearity Test
003	10 kHz Linearity Test
006	Metric Thread Core