MEAN WELL

80W AC-DC Single Output Desktop

U65S series

■ Features :

- 3 pole AC inlet IEC320-C14
- Class Ⅰ power (with earth pin)
- Full output 12~48V safety approval
- Protections: Short circuit / Overload / Over voltage
- Fully enclosed plastic case
- Fix switching frequency and regulation
- Topology: PWM 3882 circuit
- With power ON/OFF switch(option)
- LED indicator for power on
- Approvals: UL / CUL / TUV / CB / CE
- 2 years warranty

SPECIFICATION

ORDER NO.		U65S105-P2J	U65S106-P2J	U65S107-P2J	U65S108-P2J	U65S109-P2J	U65S111-P2J
OUTPUT	SAFETY MODEL NO.	SPU65-105	SPU65-106	SPU65-107	SPU65-108	SPU65-109	SPU65-111
	DC VOLTAGE Note.2	12V	15V	18V	24V	29V	48V
	RATED CURRENT	6.66A	5.33A	4.44A	3.33A	2.75A	1.66A
	CURRENT RANGE	0~6.66A	0~5.33A	0~4.44A	0~3.33A	0~2.75A	0~1.66A
	RATED POWER	80W	80W	80W	80W	80W	80W
	RIPPLE & NOISE (max.) Note.3	100mVp-p	100mVp-p	120mVp-p	150mVp-p	180mVp-p	240mVp-p
	VOLTAGE ADJ. RANGE	Fixed					
	VOLTAGE TOLERANCE Note.4	±4.0%	±3.0%	±3.0%	±2.0%	±2.0%	±2.0%
	LINE REGULATION Note.5	±0.5%	±0.5%	±0.5%	±0.5%	±0.5%	±0.5%
	LOAD REGULATION Note.6	±3.5%	±2.5%	±2.0%	±1.5%	±1.5%	±1.0%
	SETUP, RISE, HOLD UP TIME	800ms, 50ms, 16ms at full load					
INPUT	VOLTAGE RANGE	95~264VAC 40~370VDC					
	FREQUENCY RANGE	47~63Hz					
	EFFICIENCY (Typ.)	75%	76%	77%	78%	80%	81%
	AC CURRENT	1.9A/100VAC					
	INRUSH CURRENT (max.)	40A/230VAC					
	LEAKAGE CURRENT (max.)	0.75mA/240VAC					
PROTECTION	OVERLOAD	110~160% rated output power					
		Protection type: Hiccup mode, recovers automatically after fault condition is removed					
	OVER VOLTAGE	110~140% rated output voltage					
		Protection type: Shutdown o/p voltage, re-power on to recover					
ENVIRONMENT	WORKING TEMP.	0~+40 ℃ (Refer to output load derating curve)					
	WORKING HUMIDITY	20%~90% RH non-condensing					
	STORAGE TEMP., HUMIDITY	-20~+85 ℃, 10~95% RH					
	TEMP. COEFFICIENT	±0.03%/ ℃ (0~50 ℃)					
	VIBRATION	10~500Hz, 2G 3 AXES 10min./1cycle, period for 60min. each along X, Y, Z axes					
SAFETY & EMC (Note.7)	SAFETY STANDARDS	UL1950, EN60950-1 approved					
	WITHSTAND VOLTAGE	I/P-O/P:3KVAC, I/P-FG:1.5KVAC					
	ISOLATION RESISTANCE	I/P-O/P, I/P-FG:100MOhms/500VDC /25 ℃/70% RH					
	EMC CONDUCTION & RADIATION	Compliance to EN55022(CISPR22) class B					
	HARMONIC CURRENT	Compliance to EN61000-3-2,3					
	EMS IMMUNITY	Compliance to EN61000-4-2,3,4,5,6,8,11, light industry level, criteria A					
OTHERS	MTBF	100Khrs min. IL-HDBK-217F (25) ℃					
	DIMENSION	168*78.5*44.5mm (L*W*H)					
	PACKING	0.75kg, 25pcs/19kg CARTON					
CONNECTOR	PLUG	Standard type P2J2.1 (5.5 *1)/1mm, center positive for stock, Other type available by customer requested					
	CABLE	SPT-2 16AWG 6FT for 12V, SPT-1 18AWG 6FT for 15~48V, Other type available by customer requested					

NOTE

1. All parameters are specified at 230VAC input, rated load, 25℃ 70% RH Ambient.
2. DC voltage: The output voltage set at point measure by plug terminal & 50% load.
3. Ripple & noise are measured at 20MHz by using a 12" twisted pair terminated with a 0.1uf & 47uf capacitor.
4. Tolerence: includes set up tolerance, line regulation, load regulation.
5. Line regulation is measured from low line to high line at rated load.
6. Load regulation is measured from 0% to 100% rated load.
7. The power supply is considered a component which will be installed into a final equipment. The final equipment must be re-confirmed that it still meets EMC directives.

Downloaded from Datasheet.su

Mechanical Specification

Unit:mm

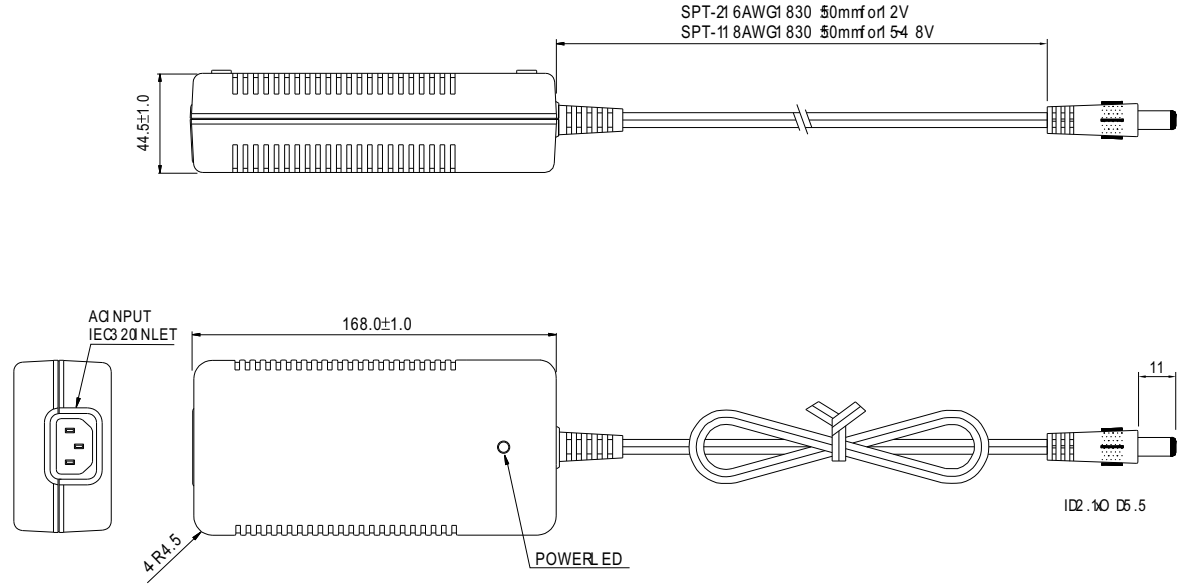

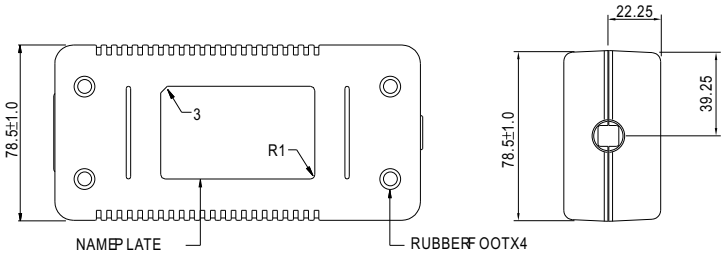

Plug Assignment

Standard plug P-2J (option)

P2J	
P/N	OUTPUT
CENTER	+

Derating Curve

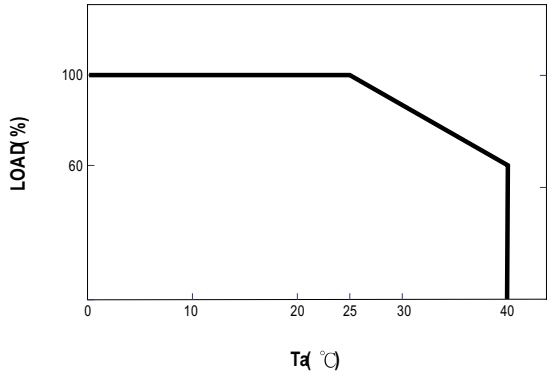

Static Characteristics

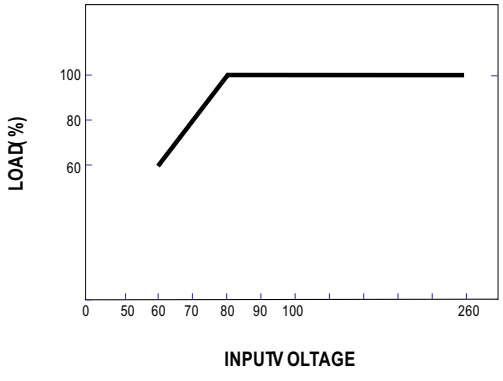

Downloaded from Datasheet.su