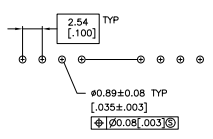
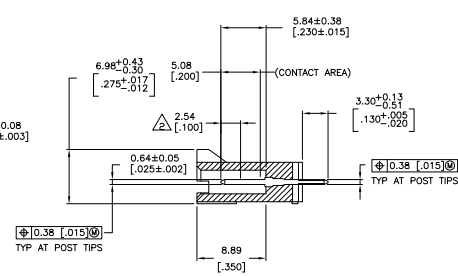
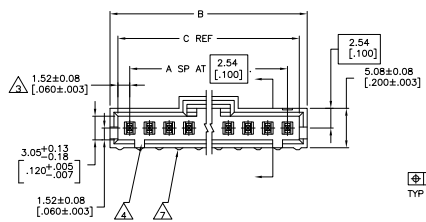
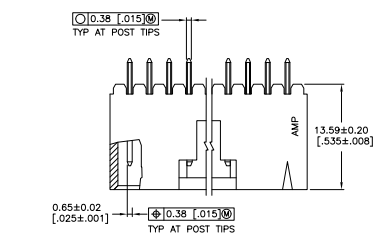


REV	DATE	DESCRIPTION	BY	CHK	APP
00					
01		REVISED PER EDD-11-004587			



RECOMMENDED HOLE LAYOUT

- △ .00076[.000030] GOLD IN THE CONTACT AREA, .00254[.000100] MATTE TIN-LEAD ON REMAINDER OF CONTACT, ALL OVER .00127[.000050] NICKEL.
- △ POINT OF MEASUREMENT FOR PLATING THICKNESS.
- △ THE NOTED DIMENSIONS APPLY AT THE INTERSECTION OF THE POST AND THE HOUSING.
- △ ON ASSEMBLIES WITH FOUR OR MORE POSITIONS, TWO POLARIZATION SLOTS; ON ASSEMBLIES WITH TWO OR THREE POSITIONS, ONE POLARIZATION SLOT.
- △ .00076[.000030] GOLD IN THE CONTACT AREA, .00254[.000100] MATTE TIN ON REMAINDER OF CONTACT, ALL OVER .00127[.000050] NICKEL.
- △ HIGH TEMPERATURE CONFIGURATION
- △ STANDOFFS NOT PRESENT ON UNDERSIDE OF ASSEMBLY
- △ OBSOLETE PARTS: OBSOLETE CIS STREAMLINING PER D.RENAUD/D.SINISI

REMARKS	PLATING	C	B	A	NO. OF POSN	PART NO.
		64.01 [2.520]	66.04 [2.600]	24	25	2-103735-4
△ OBSOLETE	△	61.47 [2.420]	63.50 [2.500]	23	24	2-103735-3
△ OBSOLETE	△	58.93 [2.320]	60.96 [2.400]	22	23	2-103735-2
△ OBSOLETE	△	56.39 [2.220]	58.42 [2.300]	21	22	2-103735-1
△ OBSOLETE	△	53.85 [2.120]	55.88 [2.200]	20	21	2-103735-0
	△	51.31 [2.020]	53.34 [2.100]	19	20	1-103735-9
△ OBSOLETE	△	48.77 [1.920]	50.80 [2.000]	18	19	1-103735-8
	△	46.23 [1.820]	48.26 [1.900]	17	18	1-103735-7
	△	43.69 [1.720]	45.72 [1.800]	16	17	1-103735-6
	△	41.15 [1.620]	43.18 [1.700]	15	16	1-103735-5
	△	38.61 [1.520]	40.64 [1.600]	14	15	1-103735-4
	△	36.07 [1.420]	38.10 [1.500]	13	14	1-103735-3
	△	33.53 [1.320]	35.56 [1.400]	12	13	1-103735-2
	△	30.99 [1.220]	33.02 [1.300]	11	12	1-103735-1
	△	28.45 [1.120]	30.48 [1.200]	10	11	1-103735-0
	△	25.91 [1.020]	27.94 [1.100]	9	10	103735-9
	△	23.37 [0.920]	25.40 [1.000]	8	9	103735-8
	△	20.83 [0.820]	22.86 [0.900]	7	8	103735-7
	△	18.29 [0.720]	20.32 [0.800]	6	7	103735-6
	△	15.75 [0.620]	17.78 [0.700]	5	6	103735-5
	△	13.21 [0.520]	15.24 [0.600]	4	5	103735-4
	△	10.67 [0.420]	12.70 [0.500]	3	4	103735-3
	△	8.13 [0.320]	10.16 [0.400]	2	3	103735-2
	△	5.59 [0.220]	7.62 [0.300]	1	2	103735-1

THIS DRAWING IS A CONTROLLED DOCUMENT. THE SHIELD 3-3-81

TE Connectivity

INDUCTIONS: DIMENSIONS UNLESS OTHERWISE SPECIFIED ARE IN MILLIMETERS

PROFILES: SEE TABLE

DATE: 10/779

CUSTOMER DRAWING

SIZE: 2.54[100] & 0.64[025] SQ POST WITH FLUX & LATCHING, APPROXIMATE

RECOMMENDED TO: 103735-1

DATE: 4.1

SHEET: 1

TOTAL SHEETS: 2

REV: UZ

THIS DRAWING IS UNPUBLISHED  
 ALL RIGHTS RESERVED

REVISED		REVISIONS	
NO.	DATE	DESCRIPTION	BY
-	-	-	-
-	-	SEE SHEET 1	-

	△	△	△	64.01	66.04	24	25	7-103735-4
	△	△	△	[2.520]	[2.600]			
△	△	△	△	61.47	63.50	23	24	7-103735-3
	△	△	△	[2.420]	[2.500]			
△	△	△	△	58.93	60.96	22	23	7-103735-2
	△	△	△	[2.320]	[2.400]			
△	△	△	△	56.39	58.42	21	22	7-103735-1
	△	△	△	[2.220]	[2.300]			
△	△	△	△	53.85	55.88	20	21	7-103735-0
	△	△	△	[2.120]	[2.200]			
△	△	△	△	51.31	53.34	19	20	6-103735-9
	△	△	△	[2.020]	[2.100]			
△	△	△	△	48.77	50.80	18	19	6-103735-8
	△	△	△	[1.920]	[2.000]			
△	△	△	△	46.23	48.26	17	18	6-103735-7
	△	△	△	[1.820]	[1.900]			
△	△	△	△	43.69	45.72	16	17	6-103735-6
	△	△	△	[1.720]	[1.800]			
△	△	△	△	41.15	43.18	15	16	6-103735-5
	△	△	△	[1.620]	[1.700]			
△	△	△	△	38.61	40.64	14	15	6-103735-4
	△	△	△	[1.520]	[1.600]			
△	△	△	△	36.07	38.10	13	14	6-103735-3
	△	△	△	[1.420]	[1.500]			
△	△	△	△	33.53	35.56	12	13	6-103735-2
	△	△	△	[1.320]	[1.400]			
△	△	△	△	30.99	33.02	11	12	6-103735-1
	△	△	△	[1.220]	[1.300]			
△	△	△	△	28.45	30.48	10	11	6-103735-0
	△	△	△	[1.120]	[1.200]			
△	△	△	△	25.91	27.94	9	10	5-103735-9
	△	△	△	[1.020]	[1.100]			
△	△	△	△	23.37	25.40	8	9	5-103735-8
	△	△	△	[.920]	[1.000]			
△	△	△	△	20.83	22.86	7	8	5-103735-7
	△	△	△	[.820]	[.900]			
△	△	△	△	18.29	20.32	6	7	5-103735-6
	△	△	△	[.720]	[.800]			
△	△	△	△	15.75	17.78	5	6	5-103735-5
	△	△	△	[.620]	[.700]			
△	△	△	△	13.21	15.24	4	5	5-103735-4
	△	△	△	[.520]	[.600]			
△	△	△	△	10.67	12.70	3	4	5-103735-3
	△	△	△	[.420]	[.500]			
△	△	△	△	8.13	10.16	2	3	5-103735-2
	△	△	△	[.320]	[.400]			
△	△	△	△	5.59	7.62	1	2	5-103735-1
	△	△	△	[.220]	[.300]			

REMARKS	PLATING	C	B	A	NO. OF POSN	PART NO.

THIS DRAWING IS A CONTROLLED DOCUMENT.		BY: SHREY	DATE: 3-24-11
DRAWN BY: LUCAS TAGLIAPIETRA		CHECKED BY: LUCAS TAGLIAPIETRA	DATE: 3-24-11
APPROVED BY: [Signature]		TE Connectivity	
DIMENSIONS: (SEE TABLE)		HDR ASSY, VERT, SINGLE ROW	
TOLERANCES: (SEE TABLE)		2.54(100) ± 0.04(0.025) SQ POST.	
MATERIAL: (SEE TABLE)		WITH FLUX & LATCHING, AMPROX/01 MITE	
PART NO.:		DATE: 10/07/09	DRAWING NO. G=103735
CUSTOMER DRAWING		DATE: 4.1	SHEET 2 OF 2