


### PICO® 259-UL913 Series Intrinsically Safe Fuse



RoHS Baseefa  **UL913**



#### Description

The 259-UL913 Series offers a range of encapsulated fuses approved under the UL 913 standard for Intrinsically Safe Electrical Equipment to operate in hazardous locations. Ideal for use in the oil, gas, mine, chemical, and pharmaceutical industries, the 259-UL913 fuse was designed to limit the energy and temperature generated during its operation. In addition to UL913, these fuses meet ATEX and IECEx requirements. The fuse design and its encapsulant are suitable for use in intrinsically safe apparatus for voltage not exceeding 125V rms (190V peak).

#### Agency Approvals

Agency	Agency File Number
Baseefa	Baseef02ATEX0071 U IECEX BAS 10.0098U
	E10480
 (UL 913)	E358130

#### Features

- Hermetically sealed
- 62mA - 5A range options
- Designed to operate within hazardous environments
- Meet certification for use within intrinsically safe apparatus for applications such as gas plants, petrochemical, mine, and processing industries



#### Electrical Characteristics for Series

% of Ampere Rating	Opening Time
100%	4 Hours, Minimum
200%	5 Seconds, Maximum

#### Applications

- Testing, measuring or processing electronic and electrical equipment

#### Electrical Specifications by Items

Ampere Rating (A)	Interrupting Rating	Nominal Cold Resistance (Ohms)	Nominal Melting I <sup>2</sup> t (A <sup>2</sup> Sec.)	Nom Voltage Drop (mV)	Agency Approvals		
					Baseefa		 UL 913
0.062	50A @ 125 VAC 300A @ 125 VDC	7.00	0.00016	2.10	x	x	x
0.125		1.70	0.0012	1.30	x	x	x
0.250		0.67	0.0095	0.83	x	x	x
0.375		0.395	0.025	0.81	x	x	x
0.500		0.302	0.0598	0.78	x	x	x
0.750		0.175	0.153	0.23	x	x	x
1.00		0.128	0.256	0.24	x	x	x
3.00		0.275	1.27	0.131	x	x	x
5.00	50A @ 125 VAC 300A @ 63 VDC	0.0158	4.14	0.110	x	x	x

- 1) The fuse must be so mounted that creepage and clearance distances aren't impaired in any way.
- 2) The fuse is suitable for use in intrinsically safe equipment for voltages not exceeding 190V peak.
- 3) Maximum surface temperature rise at 170% rated current ≤750mA=40°C, 1A=55°C, 3A=118°C and 5A=135°C.

**Product Characteristics**

**Operating Temperature**

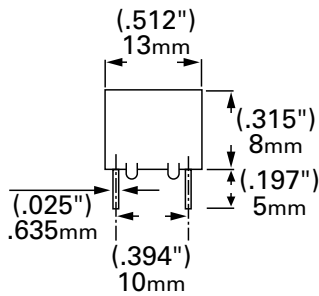
Current Rating	Max Ambient Temp
≤ 0.750 A	81 °C
1 A	73 °C
3 A	74 °C
5 A	45 °C

<b>Thermal Shock</b>	Withstands 5 cycles of -55°C to 125°C
<b>Vibration</b>	Per MIL-STD-202F
<b>Insulation Resistance (After Opening)</b>	Greater than 10,000 ohms (at 250V DC)

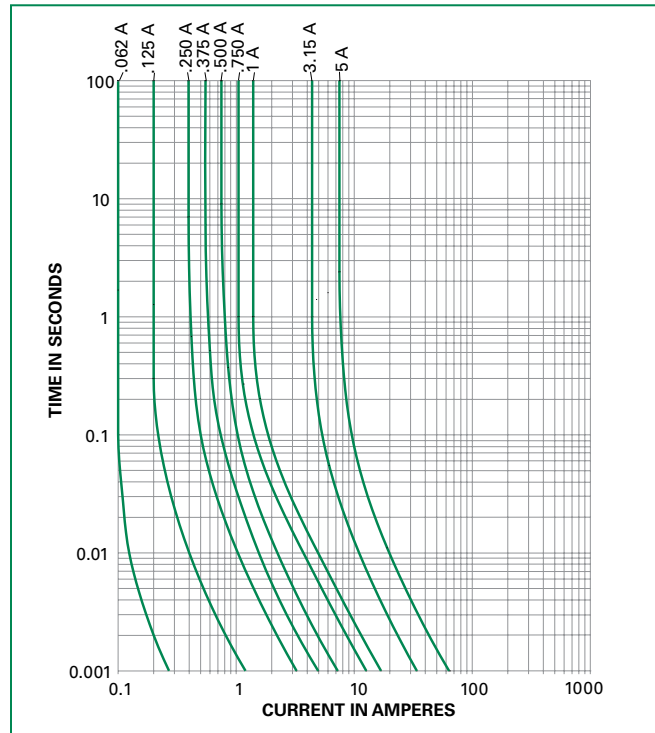
**Soldering Parameters**

<b>Wave Soldering</b>	260°C, 10 seconds max.
-----------------------	------------------------

**Dimensions**



**Average Time Current Curves**



**Part Numbering System**

**0259.062M X913**

**SERIES**

**AMP Code**

The dot is positioned before the Packaging Suffix with whole ratings and within the numbering sequence for fractional ratings. Refer to Amp Code column in the Electrical Specifications table.

**PACKAGING Code**

M = Bulk pack, 1000 pcs  
T = Bulk pack, 10 pcs

**Example:**

1 amp product is  
0259**001**.MX913  
(.062 amp product shown).