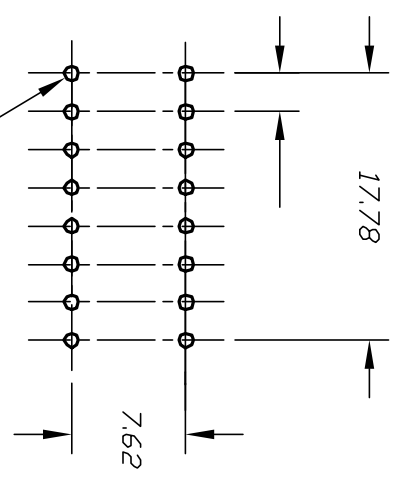
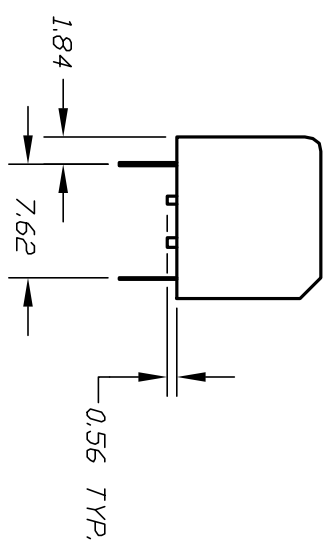
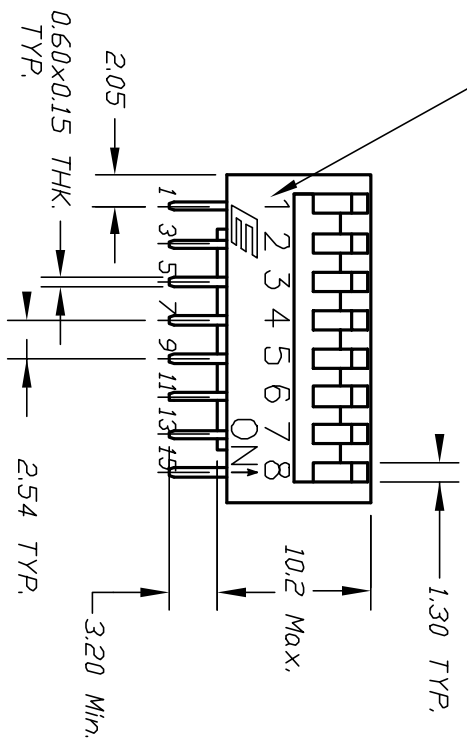
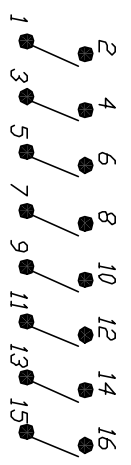


Pos. 1 Designate  
Pin #1 Location



RECOMMEND P.C.B. LAYOUT



CONTACT CONFIGURATION

\* (Pos. 1 Denotes Pin No. 1)

- NOTES:
1. ALL DIMENSIONS IN MM
  2. TERM. NOS. FOR REF ONLY
  3. SWITCHES SUPPLIED IN DISPENSING TUBES WITH ALL POLES IN THE OFF POSITION.

**E-SWITCH®**

KAP1108V (8 Pos, DIP Switch)

REV.	DESCRIPTION	DATE	CHKD
A	RELEASED FOR PRODUCTION	2/4/02	

TOLERANCES

0.0	±0.4
0.00	±0.25

TITLE	SCALE	DATE	DR	DWG	REV
KAP1108V (8 Pos, DIP Switch)	2:1	12/3/96	MM	N411087	A

THE INFORMATION CONTAINED IN THIS DOCUMENT IS PROPRIETARY TO E-SWITCH AND IS NOT TO BE COPIED OR TRANSMITTED