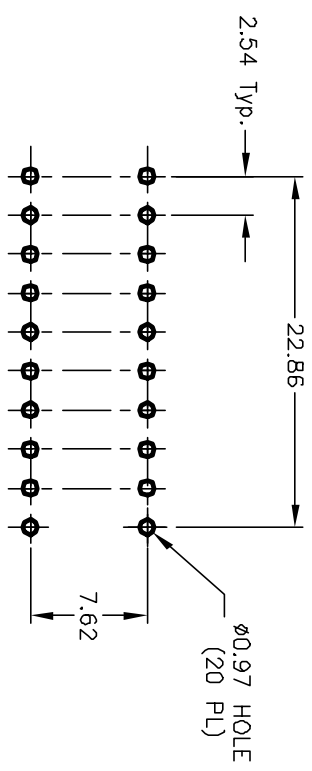
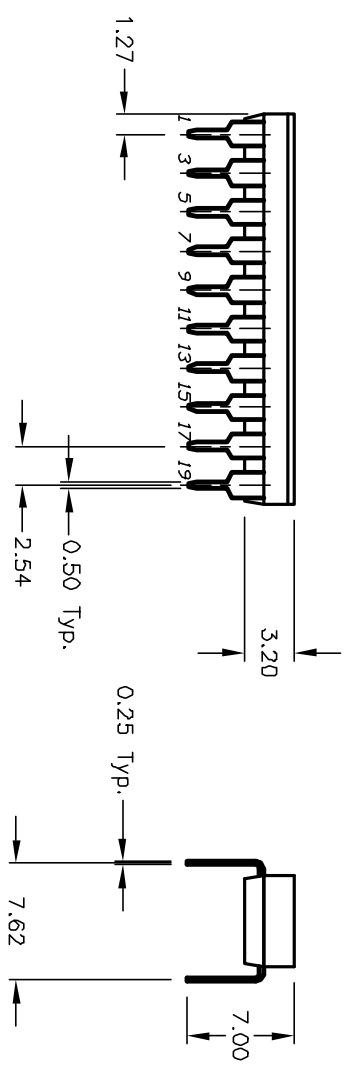
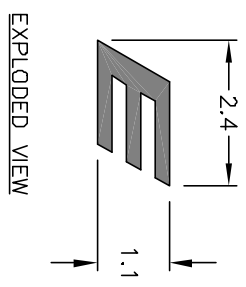
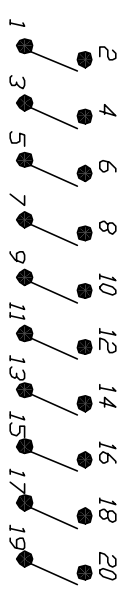


E-LOGD HERE  
SEE EXPLODED VIEW



RECOMMENDED P.C.B. LAYOUT



CIRCUIT 10 POS.

NOTES:

1. ALL DIMENSIONS IN MM
2. GENERAL TOLERANCE: X.X=±0.4  
X.XX=±0.25
3. TERM. NOS. FOR REFERENCE ONLY.
4. CONTACT RATINGS: 25mA @24VDC. (Switch)  
100mA @50VDC. (Carry)
5. CONTACT MATERIAL:  
CONTACTS: (MOVABLE) Copper w/Gold Plate  
TERMINALS: BRASS w/Gold Plate
6. INSULATION RESISTANCE:  
100 Mega-OHMS min. @500VDC
7. CONTACT RESISTANCE:  
50 MILLI-OHMS typical @2-4VDC @100mA
8. OPERATING TEMP.:  
-40°C to +80°C
9. PACKAGE: IN DISPENSING TUBES  
WITH ALL POLES IN THE "OFF" POSITION.

**E-SWITCH**®

B	12226	REVISED E-LOGD	7/5/02	CJB
A	12226	RELEASED FOR PRODUCTION	6/14/02	CJB
REV.	ECN No.	DESCRIPTION	DATE	CHKD

TITLE	SCALE	DATE	DR	DWG	REV
KAJ10 SH GT (GOLD)	2:1	6/14/02	CJB	W822030	B

THE INFORMATION CONTAINED IN THIS DOCUMENT IS PROPRIETARY TO E-SWITCH AND IS NOT TO BE COPIED OR TRANSFERRED