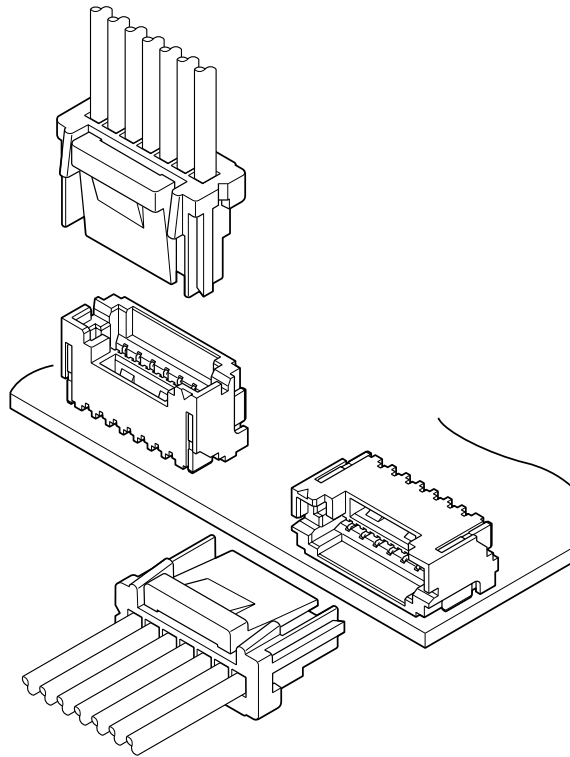


ZE CONNECTOR

1.5mm pitch/Disconnectable Crimp style connectors



1.5mm pitch secure lock type connector. Fork-shaped header contact provides the good mating feeling and secure mating operation.

- Secure locking structure
- Contact locking structure

Specifications

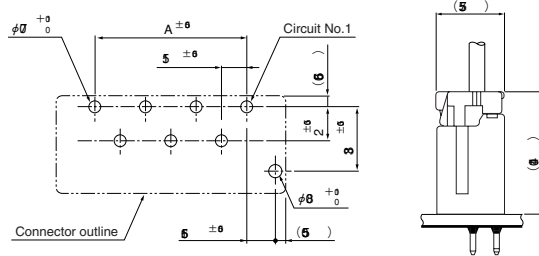
- Current rating: 2A AC, DC (AWG #24)
- Voltage rating: 100V AC, DC
- Temperature range: -25°C to +85°C
(including temperature rise in applying electrical current)
- Contact resistance: Initial value/20m Ω max.
After environmental testing/40m Ω max.
- Insulation resistance: 500M Ω min.
- Withstanding voltage: 500V AC/minute
- Applicable wire: Conductor size/AWG #30 to #24
Insulation O.D./0.8 to 1.2mm
- * Compliant with RoHS.
- * Refer to "General Instruction and Notice when using Terminals and Connectors" at the end of this catalog.
- * Contact JST for details.

Standards

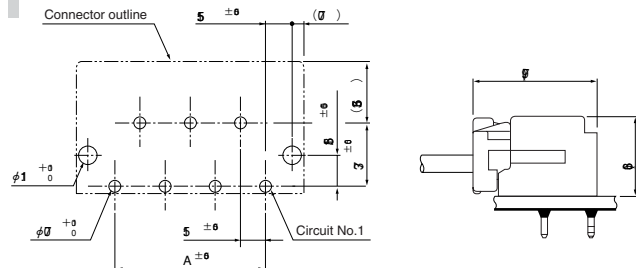
Recognized E60389

PC board layout (viewed from component side) and Assembly layout

Top entry type



Side entry type

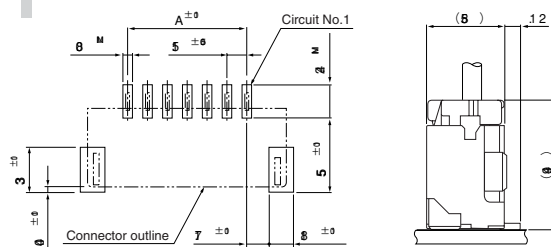


Note: 1. Tolerances are non-cumulative: ±0.05mm for all centers.

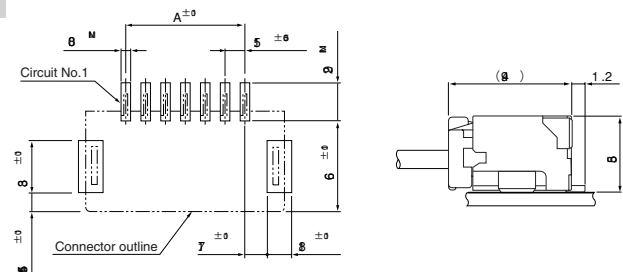
2. Hole dimensions differ according to the kind of PC board and piercing method. The dimensions above should serve as a guideline. Contact JST for details.

<SMT type>

Top entry type



Side entry type

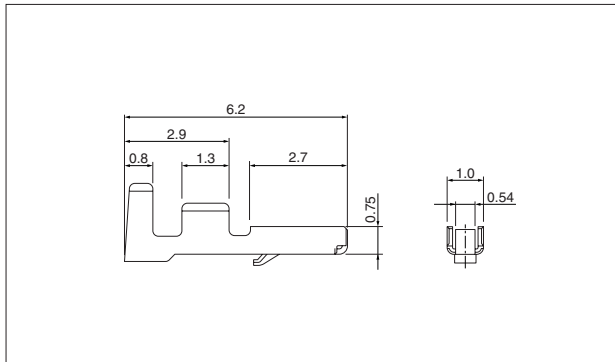


Note: 1. Tolerances are non-cumulative: ±0.1mm for all centers.

2. The dimensions above should serve as a guideline. Contact JST for details.

ZE CONNECTOR

Contact



Model No.	Applicable wire		Insulation O.D. (mm)	Q'ty / reel
	m ²	AWG		
SZE-002T-P0.3	0.8 ~ 2	28 ~ 22	0.8 ~ 2	0
SZE-003T-P0.3	0.8 ~ 0.6	30 ~ 28	0.8 ~ 0	0

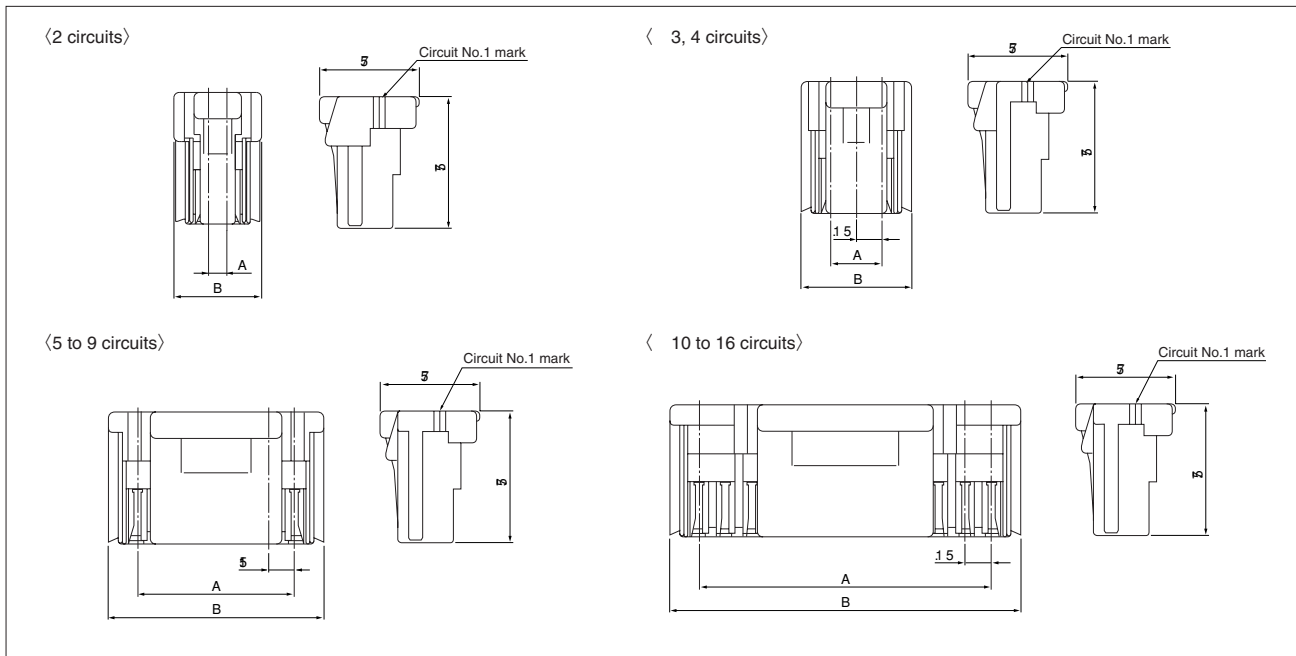
Material and Finish

Copper alloy, tin-plated (reflow treatment)

RoHS compliance

Contact	Crimping machine	Applicator		
		Crimp applicator	Dies	Crimp applicator with dies
SZE-002T-P0.3	AP-K2N	MKS-L	MK/SZE-002-03	APLMK SZE002-03
SZE-003T-P0.3	AP-K2N	MKS-L	MK/SZE-003-03	APLMK SZE003-03

Housing



Circuits	Model No.	Dimensions (mm)		Q'ty / bag
		A	B	
2	ZER-02V-S	5	6	0
3	ZER-03V-S	0	6	0
4	ZER-04V-S	6	8	0
5	ZER-05V-S	0	9	0
6	ZER-06V-S	5	0	0
7	ZER-07V-S	9	2	0
8	ZER-08V-S	6	3	0
9	ZER-09V-S	0	5	0
0	ZER-10V-S	5	6	0
1	ZER-11V-S	0	8	0
2	ZER-12V-S	6	9	0
3	ZER-13V-S	0	2	0
4	ZER-14V-S	5	2	0
5	ZER-15V-S	2	3	0
6	ZER-16V-S	2	8	0

Material

PBT, UL94V-0, natural

<For reference> As the color identification, the following alphabet shall be put in the underlined part. For availability, delivery and minimum order quantity, contact JST.

ex. **ZER-02V-S**

S...natural Z...ivory E...blue TR...tomato red MG...moss green
 DH...dark gray DPK...dark pink L...lemon yellow LE...light blue
 DO...dark orange DP...dark purple K...black R...red M...green
 Y...yellow N...brown P...purple FY...vivid yellow PK...pink
 O...orange

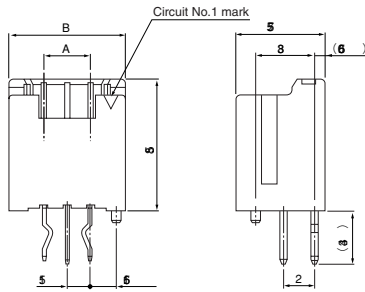
RoHS compliance

ZE CONNECTOR

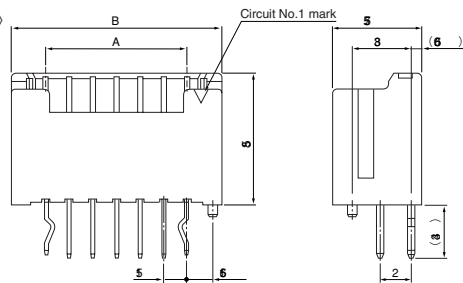
Through-hole type shrouded header

Top entry type

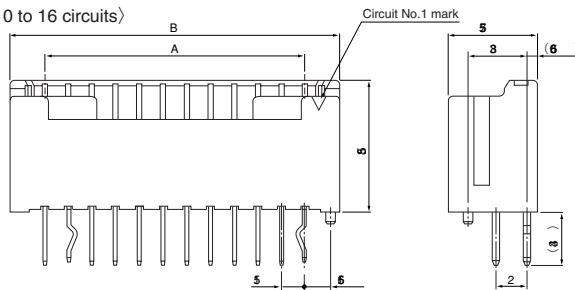
(2 to 5 circuits)



(6 to 9 circuits)

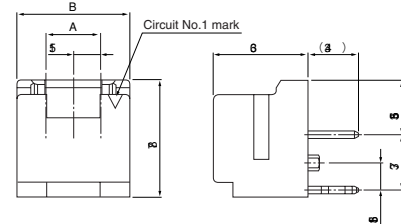


(10 to 16 circuits)

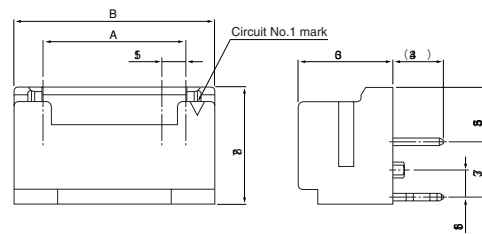


Side entry type

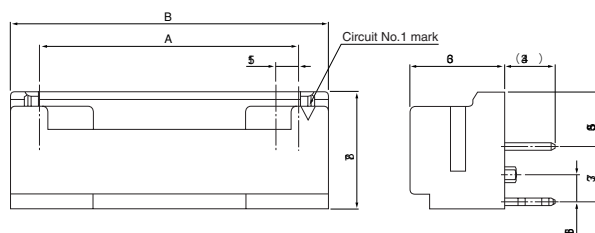
(2 to 5 circuits)



(6 to 9 circuits)



(10 to 16 circuits)



Top entry type

Circuits	Model No.		Dimensions (mm)		Q'ty / box
	Without boss	With boss	A	B	
2	—	B02B-ZESK-1D	1.5	6.0	8
3	B03B-ZESK-D	B03B-ZESK-1D	3.0	7.5	8
4	B04B-ZESK-D	B04B-ZESK-1D	4.5	9.0	8
5	B05B-ZESK-D	B05B-ZESK-1D	6.0	10.5	8
6	B06B-ZESK-D	B06B-ZESK-1D	7.5	12.0	8
7	B07B-ZESK-D	B07B-ZESK-1D	9.0	13.5	8
8	B08B-ZESK-D	B08B-ZESK-1D	10.5	15.0	8
9	B09B-ZESK-D	B09B-ZESK-1D	12.0	16.5	8
10	B10B-ZESK-D	B10B-ZESK-1D	13.5	18.0	8
11	B11B-ZESK-D	B11B-ZESK-1D	15.0	19.5	8
12	B12B-ZESK-D	B12B-ZESK-1D	16.5	21.0	8
13	B13B-ZESK-D	B13B-ZESK-1D	18.0	22.5	8
14	B14B-ZESK-D	B14B-ZESK-1D	19.5	24.0	8
15	B15B-ZESK-D	B15B-ZESK-1D	21.0	25.5	8
16	B16B-ZESK-D	B16B-ZESK-1D	22.5	27.0	8

Material and Finish

Contact: Copper alloy, copper-undercoated, tin-plated (reflow treatment)
Wafer: Glass-filled PA 66, UL94V-0, natural

RoHS compliance This product displays (LF)(SN) on a label.
Note: Top entry type 2 circuits is only header with boss.

<For reference> As the color identification, the following alphabet shall be put in the underlined part.
For availability, delivery and minimum order quantity, contact JST.

ex. **B02B-ZESK-1D, S02B-ZESK-2D** S...natural Z...ivory E...blue TR...tomato red MG...moss green DH...dark gray DPK...dark pink
L...lemon yellow LE...light blue DO...dark orange K...black R...red M...green Y...yellow N...brown P...purple FY...vivid yellow PK...pink O...orange

Side entry type

Circuits	Model No.	Dimensions (mm)		Q'ty / box
		A	B	
2	S02B-ZESK-2D	1.5	6.0	8
3	S03B-ZESK-2D	3.0	7.5	8
4	S04B-ZESK-2D	4.5	9.0	8
5	S05B-ZESK-2D	6.0	10.5	8
6	S06B-ZESK-2D	7.5	12.0	8
7	S07B-ZESK-2D	9.0	13.5	8
8	S08B-ZESK-2D	10.5	15.0	8
9	S09B-ZESK-2D	12.0	16.5	8
10	S10B-ZESK-2D	13.5	18.0	8
11	S11B-ZESK-2D	15.0	19.5	8
12	S12B-ZESK-2D	16.5	21.0	8
13	S13B-ZESK-2D	18.0	22.5	8
14	S14B-ZESK-2D	19.5	24.0	8
15	S15B-ZESK-2D	21.0	25.5	8
16	S16B-ZESK-2D	22.5	27.0	8

Material and Finish

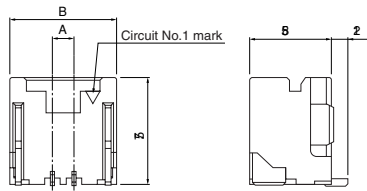
Contact: Copper alloy, copper-undercoated, tin-plated (reflow treatment)
Wafer: Glass-filled PA 66, UL94V-0, natural

RoHS compliance This product displays (LF)(SN) on a label.

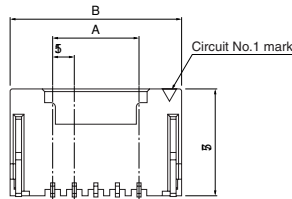
SMT type shrouded header

Top entry type

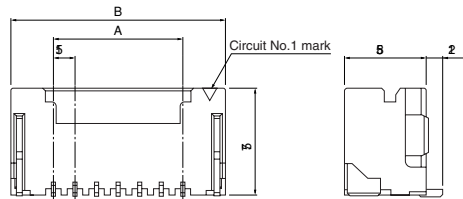
(2 circuits)



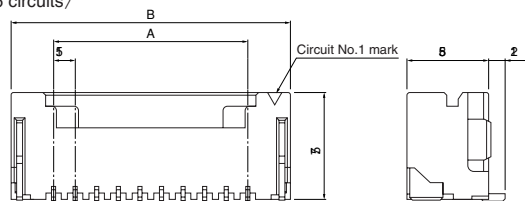
(3 to 5 circuits)



(6 to 9 circuits)

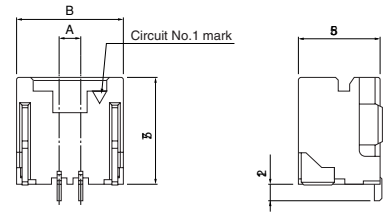


(10 to 16 circuits)

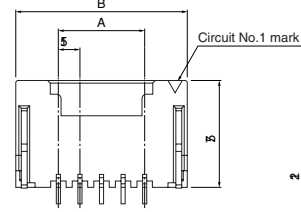


Side entry type

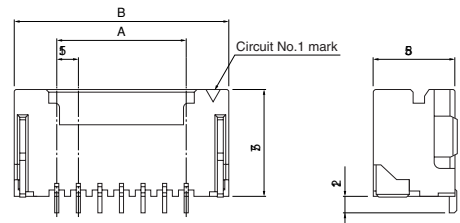
(2 circuits)



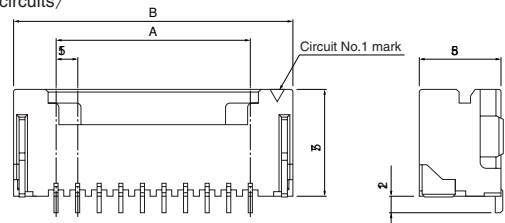
(3 to 5 circuits)



(6 to 9 circuits)



(10 to 16 circuits)



Top entry type

Circuits	Model No.	Dimensions (mm)		Q'ty / reel
		A	B	
2	BM02B-ZESS-TBT	1.5	7.5	800
3	BM03B-ZESS-TBT	3.0	9.0	800
4	BM04B-ZESS-TBT	4.5	10.5	800
5	BM05B-ZESS-TBT	6.0	12.0	800
6	BM06B-ZESS-TBT	7.5	13.5	800
7	BM07B-ZESS-TBT	9.0	15.0	800
8	BM08B-ZESS-TBT	10.5	16.5	800
9	BM09B-ZESS-TBT	12.0	18.0	800
10	BM10B-ZESS-TBT	13.5	19.5	800
11	BM11B-ZESS-TBT	15.0	21.0	800
12	BM12B-ZESS-TBT	16.5	22.5	800
13	BM13B-ZESS-TBT	18.0	24.0	800
14	BM14B-ZESS-TBT	19.5	25.5	800
15	BM15B-ZESS-TBT	21.0	27.0	800
16	BM16B-ZESS-TBT	22.5	28.5	800

Material and Finish

Contact: Copper alloy, copper-undercoated, tin-plated (reflow treatment)
 Wafer: Polyamide, UL94V-0, natural
 Reinforcement: Copper alloy, copper-undercoated, tin-plated (reflow treatment)

RoHS compliance This product displays (LF)(SN) on a label.
 Note: This products listed above are supplied on embossed-tape/with suction tape.

<For reference> As the color identification, the following alphabet shall be put in the underlined part.
 For availability, delivery and minimum order quantity, contact JST.

ex. **BM02B-ZESS-TBT, SM02B-ZESS-TB** S...natural Z...ivory E...blue TR...tomato red MG...moss green DH...dark gray DPK...dark pink
 L...lemon yellow LE...light blue DO...dark orange DP...dark purple

Side entry type

Circuits	Model No.	Dimensions (mm)		Q'ty / reel
		A	B	
2	SM02B-ZESS-TB	1.5	7.5	1,000
3	SM03B-ZESS-TB	3.0	9.0	1,000
4	SM04B-ZESS-TB	4.5	10.5	1,000
5	SM05B-ZESS-TB	6.0	12.0	1,000
6	SM06B-ZESS-TB	7.5	13.5	1,000
7	SM07B-ZESS-TB	9.0	15.0	1,000
8	SM08B-ZESS-TB	10.5	16.5	1,000
9	SM09B-ZESS-TB	12.0	18.0	1,000
10	SM10B-ZESS-TB	13.5	19.5	1,000
11	SM11B-ZESS-TB	15.0	21.0	1,000
12	SM12B-ZESS-TB	16.5	22.5	1,000
13	SM13B-ZESS-TB	18.0	24.0	1,000
14	SM14B-ZESS-TB	19.5	25.5	1,000
15	SM15B-ZESS-TB	21.0	27.0	1,000
16	SM16B-ZESS-TB	22.5	28.5	1,000

Material and Finish

Contact: Copper alloy, copper-undercoated, tin-plated (reflow treatment)
 Wafer: Polyamide, UL94V-0, natural
 Reinforcement: Copper alloy, copper-undercoated, tin-plated (reflow treatment)

RoHS compliance This product displays (LF)(SN) on a label.
 Note: This products listed above are supplied on embossed-tape/without suction tape.