

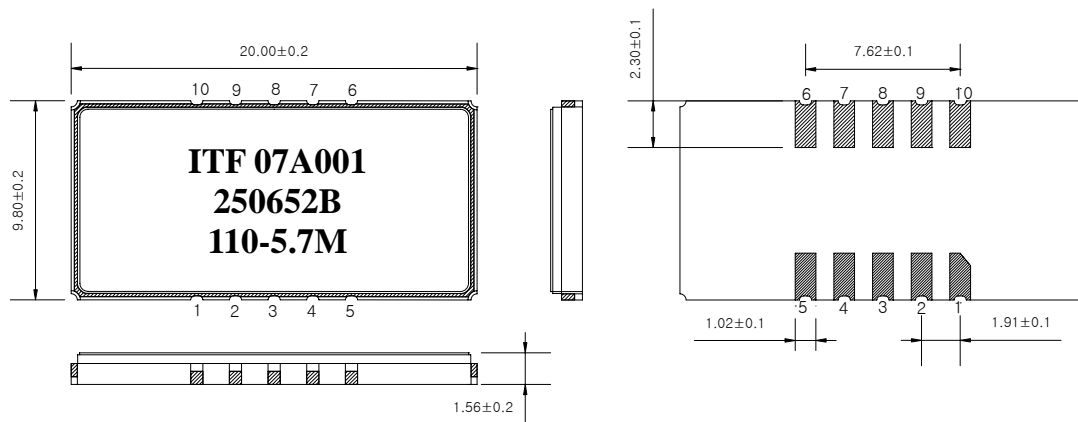
SAW Bandpass Filter 250652B



1. Features

- IF bandpass filter
- High attenuation
- Single-ended operation
- SMD Package
- Maximum Storage Temperature Range : -40°C ~ 85°C
- Electrostatics Sensitive Device (ESD)

2. Package Dimension



Package : S2098


Dimensions shown are nominal in millimeters

Base : Fe(SPCC), Au plating over Ni plated

Cap : Cu & Cr Alloy, Ni Plated

Termination : Kovar, Au Plated

| Pin Configuration | |
|-------------------|-------------|
| 10 | Input |
| 5 | Output |
| 1, 4 | Ground |
| 2, 3, 6, 7, 8, 9 | Case ground |

| | | | | |
|---|---|-----------|-------------|-----|
|  | ITF Co., Ltd. 102-901, Bucheon Technopark 364, Samjeong-Dong, Ojeong-Gu, Bucheon-City, Gyeonggi-Do, Korea 421-809 | Part No. | 250652B | |
| | | Rev. Date | 2007-04-11 | |
| | | Rev. | NM7008-CS01 | 1/5 |

SAW Bandpass Filter 250652B



3. Specifications

Fo = 110.0 MHz


Terminating source impedance : 50Ω and matching network

Terminating load impedance : 50Ω and matching network

| | | Minimum | Typical | Maximum |
|--|--------|---------|---------|---------|
| Center Frequency | MHz | - | 110.0 | - |
| Insertion Loss | dB | - | 22.5 | 25.0 |
| 1dB Bandwidth | MHz | - | 5.7 | - |
| 3dB Bandwidth | MHz | 5.9 | 6.1 | - |
| 40dB Bandwidth | MHz | - | 7.9 | 8.0 |
| Amplitude Ripple (Fo +/- 2.5 MHz) | dB | - | 0.5 | 1.0 |
| Group Delay Variation (Fo +/- 2.5 MHz) | nsec | - | 50 | 100 |
| Absolute Delay | usec | - | 2.91 | - |
| Ultimate Rejection | dB | 50 | 55 | - |
| Temperature Coefficient of Frequency | ppm/°C | - | -18 | - |

Notes :

- 1) All specifications are based on the matching schematic shown below
- 2) All specifications are measured by Agilent Network analyzer and full 2 port calibration at room temperature
- 3) All attenuation measurements are measured relative to insertion loss

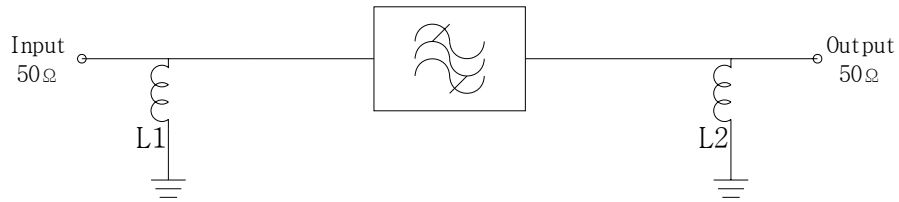
| | | | | |
|---|---|-----------|-------------|-----|
|  | ITF Co., Ltd. 102-901, Bucheon Technopark 364, Samjeong-Dong, Ojeong-Gu, Bucheon-City, Gyeonggi-Do, Korea 421-809 | Part No. | 250652B | |
| | | Rev. Date | 2007-04-11 | |
| | | Rev. | NM7008-CS01 | 2/5 |

SAW Bandpass Filter 250652B



4. Matching Schematic

(Actual matching values may vary due to PCB layout and parasitics)



L1 = 47nH, L2 = 82nH


5. Marking Configuration

ITF¹⁾ 07A001²⁾

250652B³⁾

110⁴⁾ -5.7M⁵⁾

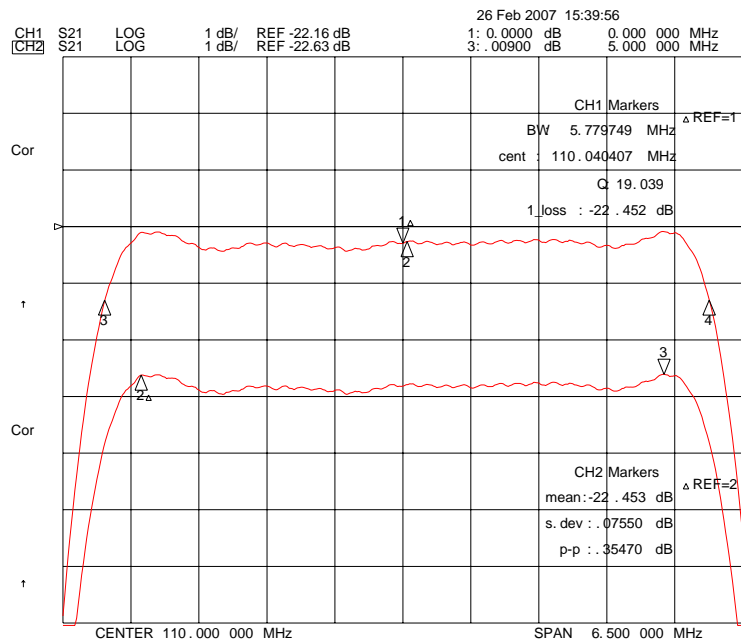
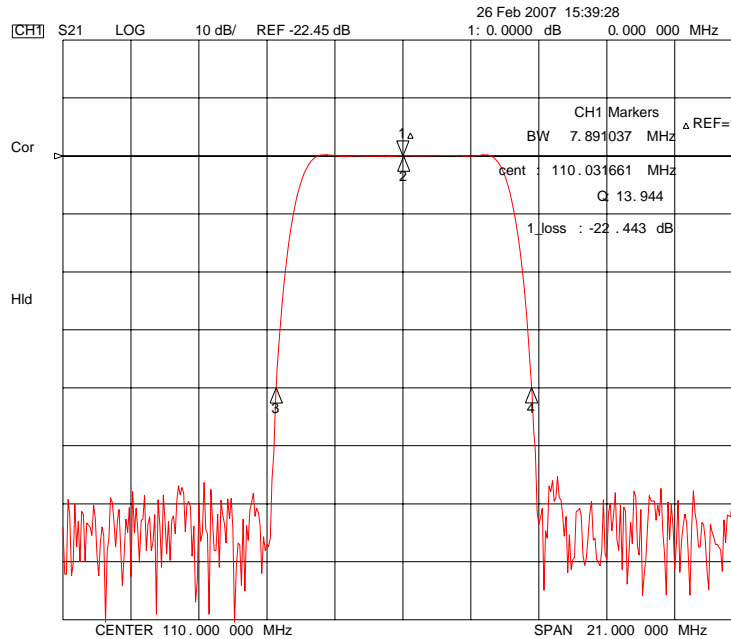
- 1) Manufacturer name
- 2) Lot Number
- 3) Part Number
- 4) Center Frequency
- 5) 1dB-Bandwidth

| | | | |
|---|---|-----------|-------------|
|  Integrated Technology Future | ITF Co., Ltd. 102-901, Bucheon Technopark 364, Samjeong-Dong, Ojeong-Gu, Bucheon-City, Gyeonggi-Do, Korea 421-809 | Part No. | 250652B |
| | | Rev. Date | 2007-04-11 |
| | | Rev. | NM7008-CS01 |

SAW Bandpass Filter 250652B

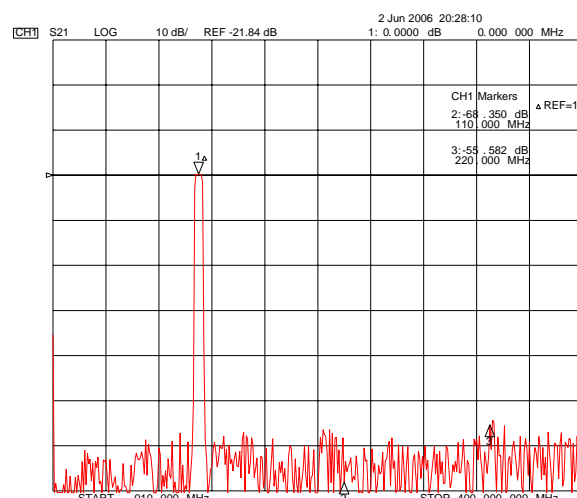
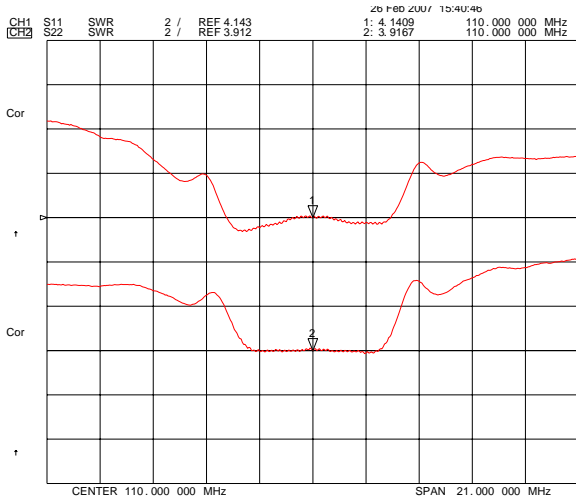
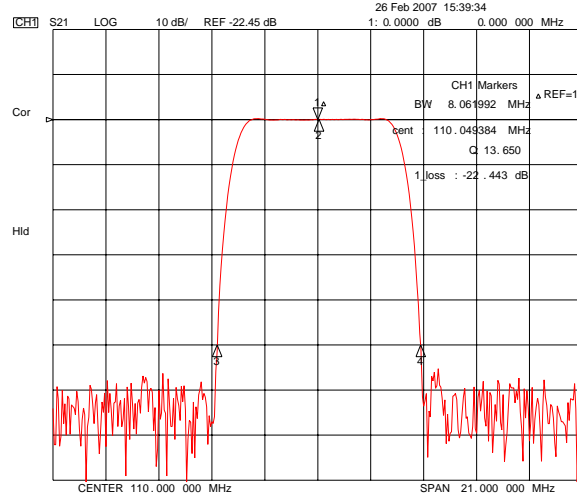
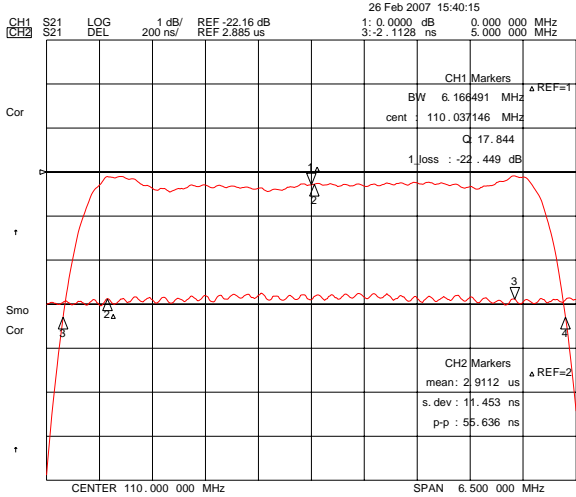


6. Typical Performance (at +25°C)



| | | | | |
|--|---|-----------|-------------|-----|
| | ITF Co., Ltd. 102-901, Bucheon Technopark 364, Samjeong-Dong, Ojeong-Gu, Bucheon-City, Gyeonggi-Do, Korea 421-809 | Part No. | 250652B | |
| | | Rev. Date | 2007-04-11 | |
| | | Rev. | NM7008-CS01 | 4/5 |

SAW Bandpass Filter 250652B



| | | | | |
|--|---|-----------|-------------|-----|
| | ITF Co., Ltd. 102-901, Bucheon Technopark 364, Samjeong-Dong, Ojeong-Gu, Bucheon-City, Gyeonggi-Do, Korea 421-809 | Part No. | 250652B | |
| | | Rev. Date | 2007-04-11 | |
| | | Rev. | NM7008-CS01 | 5/5 |