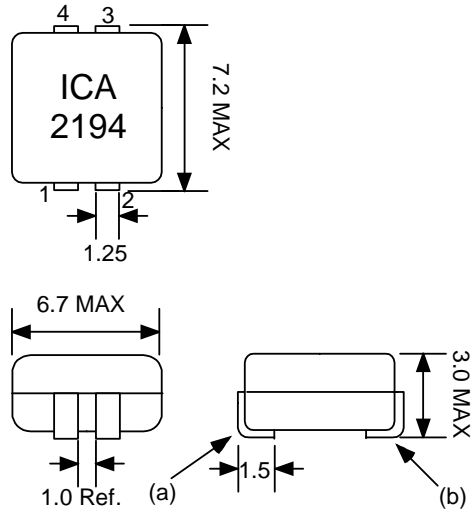


Data Sheet



ICE Components, Inc.
 Helping Engineer the Technology of Power
 Tel 678-560-9172 Fax 678-560-9304
 cust.serv@icecomp.com
 www.icecomponents.com
 1165 Allgood Rd., Ste. #20, Marietta, GA 30062

Mechanical Drawing



unit:mm

General Information

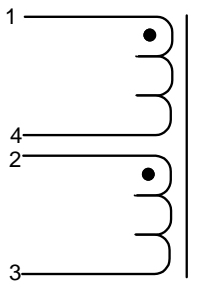
Customer	
Part Number	ICA-2194
Revision	0
Description	Inductor
Date	AUG-07-2009
Reference	--
Doc Control #	--
Issue (For ICE use only)	--

Specification

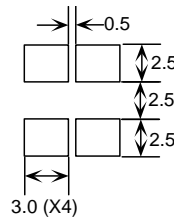
Sample Test Data

Item	Pins	Spec	Test Condition	Sample Test Data
Inductance	1 - 4	70 nH +/- 15%	1MHz, 0.1Vrms, series	
	2 - 3			
DCR	1 - 4	0.43 mOhm typical (0.50 mOhm max)	+25 deg C	
	2 - 3	0.43 mOhm typical (0.50 mOhm max)		
Isat	1 - 4	35 Adc max		
	2 - 3			
Idc	1 - 4	40 Adc max		
	2 - 3			

Schematic



Recommended PCB Layout



unit:mm

Remark

1. Isat is the current at which the inductance drops by 15%.
2. Idc is the current at which the temperature of the part increases by 40 deg C.
3. Inductance vs. Current Curve and Temperature vs. Current Curve as attached.
4. The nominal DCR is measured from point (a) to point (b), as shown on the mechanical drawing.
5. This is RoHS compliant product.

Sample approval is required before release to production. Sample specifications take precedence over customer specifications.

Customer Signature

Rev.	Description	PRD	CHK	APP	Date	NTFY
0	Initial release	Emily	Gary	L. L. Chou	2009/8/7	2009/8/7

