

Flat Type Chip Fuse

Hokuriku Electric Industry Co.,Ltd

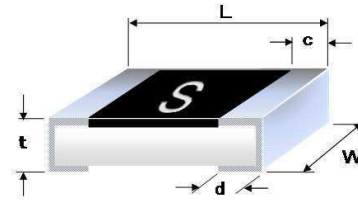


【Model Number】

FCL10-***

【Features】

- Suitable to portable electronic device for circuit protection.
- By HDK original structure, this is instant-blowing type chip fuse.
- By HDK original process, it has excellent pulse characteristic.
- Due to 1005 size, minimizing of mounting area is possible.
- No smoking, no fire occur when fused.
- Europe RoHS compliant product.



【Dimensions】

(Unit: mm)

Model No.	L	W	t	c	d
FCL10-***	1.00±0.05	0.50±0.05	0.34±0.05	0.20±0.20	0.25±0.20

【Designation】

① Model No.		② Rated Current		③ Packing Form	
Model No.	Size	Marking	Rating (A)	Symbol	Form
FCL10	1005	201	0.200	V	Paper tape
		251	0.250	B	Bulk
		321	0.315		
		351	0.350		
		381	0.375		
		401	0.400		
		501	0.500		
		631	0.630		
		751	0.750		
		801	0.800		
		102	1.000		
		132	1.250		
		152	1.500		
		162	1.600		
		202	2.000		
		252	2.500		
		302	3.000		

FCL10 - 201 V
 ① ② ③

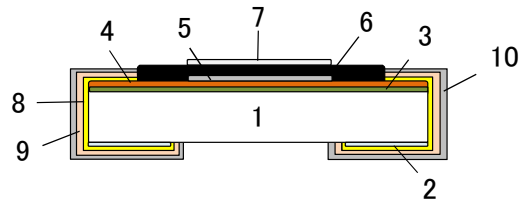
【Specification】

Model No.	Marking	Rated current A	Internal resistance mohm	Rated voltage (VDC)	Breaking current (A)	Fusing performance	Operating temperature range
FCL10-201	C	0.200	1990	24	35	Rated current x200% blow-out within 5 seconds.	- 55 °C ~ 125 °C
FCL10-251	D	0.250	1350				
FCL10-321	E	0.315	850				
FCL10-351	F	0.350	650				
FCL10-381	G	0.375	590				
FCL10-401	H	0.400	530				
FCL10-501	K	0.500	320				
FCL10-631	L	0.630	220				
FCL10-751	M	0.750	181				
FCL10-801	N	0.800	135				
FCL10-102	P	1.000	115				
FCL10-132	R	1.250	100				
FCL10-152	S	1.500	90				
FCL10-162	U	1.600	58				
FCL10-202	X	2.000	42				
FCL10-252	Y	2.500	35				
FCL10-302	Z	3.000	27				

* Design * specification are subject to change without prior notice. Please check before purchase and use.

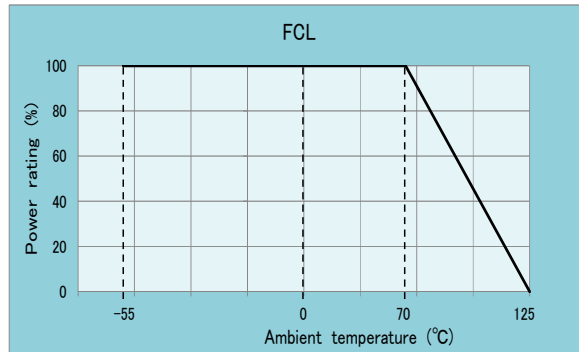
【Structure】

No.	Element Name
1	Ceramic substrate
2	Bottom electrode
3	Undercoat
4	Fuse element I
5	Fuse element II
6	Protective coat
7	Marking
8	Side electrode
9	Ni plating
10	Sn plating

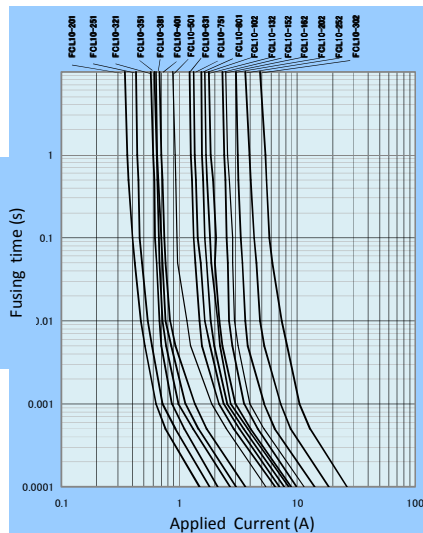


【Power derating curve】

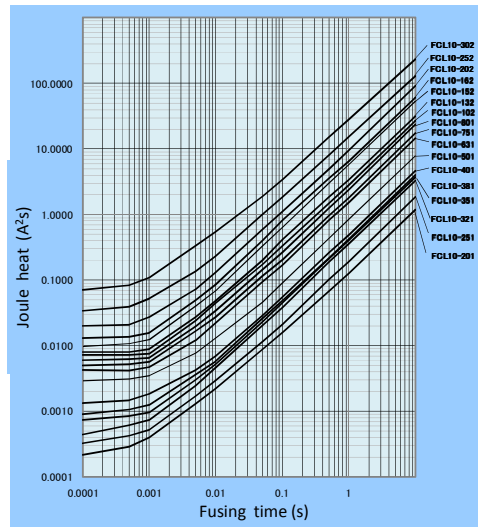
■When used at ambient temperature of 70°C or above, power rating must be derated in accordance with the derating curve. below.



【Fusing characteristic】



【I²t characteristic】



【Caution on use】

- Please consult in advance about the use of those other than the specification written in this catalog.
- For use in the circuit which generates inrush current, please fully check durability against the inrush current.
- Please do not use this fuse for primary side.
- Please fully check characteristic against abnormality expected at normal use condition.
- We do not recommend mounting or reworking of fuse by soldering iron, since control of temperature and time is unclear.
- Please do not apply soldering iron to fuse terminal directly.
- Please do not reuse the fuse which was once mounted.
- Specification described in this catalog are subject to change without prior notice.
- When use to the apparatus that could affect human lives, such as automotive, and the apparatus that may incur serious damage is considered, please consult in advance.

* Design specification are subject to change without prior notice. Please check before purchase and use.