



# Series HA, Series HD

12-90Amp • 480 Vac • AC Output

- **Zero Voltage and Random Turn-On Switching**
- **Panel Mount**
- **1200V Transient Capability**
- **Integrated Overvoltage Protection by Automatic Self Turn-On (Suffix P)**
- **110 & 125A Models Available**

Featuring state-of-the-art Surface Mount Technology, these SPST-NO relays deliver proven reliability in the most demanding applications. Output consists of an SCR AC switch and is available in zero-cross, random turn-on (phase controllable) and versions with either AC or DC input (coil) control. Manufactured in Crydom's ISO 9001 Certified facility for optimum product performance and reliability.

MODEL NUMBERS	AC CONTROL	HA4812	HA4825	HA4850	HA4875	HA4890
	DC CONTROL	HD4812	HD4825	HD4850	HD4875	HD4890

## OUTPUT SPECIFICATIONS ①

Operating Voltage (47-63 Hz) [Vrms]	48-530	48-530	48-530	48-530	48-530
Max. Load Current ③ [Arms]	12	25	50	75	90
Min. Load Current, [mArms]	40	40	40	40	40
Transient Overvoltage [Vpk]	1200	1200	1200	1200	1200
Max. Surge Current, (16.6ms) [Apk]	140	250	625	1000	1200
Max. On-State Voltage Drop @ Rated Current [Vpk]	1.7	1.7	1.7	1.7	1.7
Thermal Resistance Junction to Case (R <sub>θJC</sub> ) [°C/W]	1.48	1.02	0.63	0.31	0.28
Maximum I <sup>2</sup> t for Fusing, (8.3 msec.) [A <sup>2</sup> sec]	81	260	1620	4150	6000
Max. Off-State Leakage Current @ Rated Voltage [mArms]	10	10	10	10	10
Min. Off-State dv/dt @ Max. Rated Voltage [V/μsec] ②	500	500	500	500	500
Max. Turn-On Time ⑤	1/2 Cycle (DC Input), 10.0 msec (AC Input)				
Max. Turn-Off Time	1/2 Cycle (DC Input), 40.0 msec (AC Input)				
Power Factor (Min.) with Max. Load	0.5	0.5	0.5	0.5	0.5

## INPUT SPECIFICATIONS ①

	DC CONTROL (D PREFIX)	AC CONTROL (A PREFIX) ④	AC CONTROL (E SUFFIX)
Control Voltage Range	3-32 Vdc	90-280 Vrms (60Hz)	18-36 Vrms
Max. Reverse Voltage	-32 Vdc	—	—
Max. Turn-On Voltage	3.0 Vdc	90 Vrms	18 Vrms
Min. Turn-Off Voltage	1.0 Vdc	10 Vrms	4.0 Vrms
Nominal Input Impedance	See Note ⑥	60K Ohms	9.0K Ohms
Typical Input Current	2.0 mA ⑥	2mA @ 120 Vrms, 4mA @ 240 Vrms	3mA @ 24 Vrms

## GENERAL NOTES

- ① All parameters at 25°C unless otherwise specified.
- ② Off-State dv/dt test method per EIA/NARM standard RS-443, paragraph 13.11.1
- ③ Heat sinking required, for derating curves see page 2.
- ④ 24 Vac Input option, E suffix.
- ⑤ Turn-on time for random turn-on versions is 0.02 msec (DC Control Models).
- ⑥ Input circuitry incorporates active current limiter.

© 2002 CRYDOM CORP, Specifications subject to change without notice.



# Series HA, Series HD

12-90Amp • 480 V ac • AC Output



## GENERAL SPECIFICATIONS

Dielectric Strength	50/60Hz Input/Output/Base	4000 Vrms
Insulation Resistance (Min.) @ 500 Vdc		10 <sup>9</sup> Ohm
Max. Capacitance Input/Output		8 pF
Ambient Operating Temperature Range		-40 to 80°C
Ambient Storage Temperature Range		-40 to 125°C

## MECHANICAL SPECIFICATIONS

Weight: (typical)	3.0 oz. (86.5g)
Encapsulation:	Thermally Conductive Epoxy
Terminals:	Screws and Saddle Clamps Furnished, Unmounted

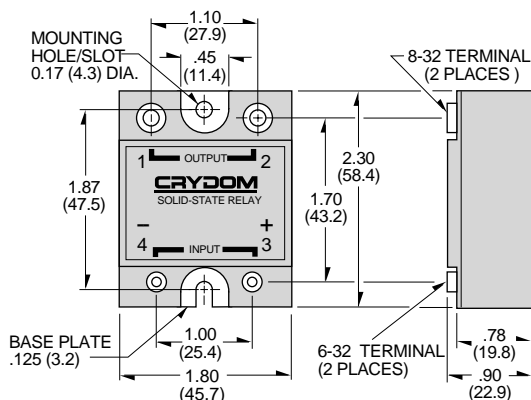
## AVAILABLE OPTIONS

- E** 24 VAC Input (18-36 Vac)  
Example: **HA4825E**
- F** Faston Terminals (Up to 50 Amp Models)  
Example: **HD4850F**
- G** Input Status LED.  
Agencies Approval Pending  
Example: **HD4850G**  
**Note:** Control Voltage Range 4.5-32 Vdc for DC Control Models.
- P** Internal Overvoltage Protection.  
Relay Will Self Trigger Between 900-1200 Vpk. Not Suitable For Capacitive Loads.  
Agencies Approval Pending.  
Example: **HD4825P**
- 10** Random Turn-On (AC & DC Control)  
Phase Controllable (DC Control)  
Example: **HD4890-10**

**Ordering System:** Combination of the suffixes should be made in the following order:  
**EFPG-10.**

Example: **HA4850EFPG-10**

**Crydom Heat Sinks** offer excellent thermal management and are perfectly matched to the load current ratings of Crydom panel mount relays. Request Crydom's Heat Sink specification sheet for all the details.

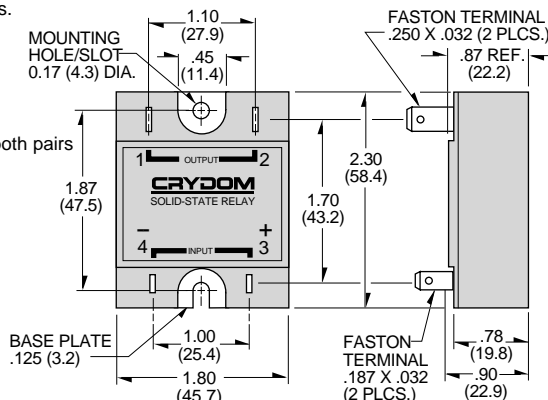


### Screw Torque Requirements:

6-32 Screws - 10 in. lbs.,  
8-32 and 10-32 Screws - 20in. lbs.  
(Screws dry without grease.)

### Fastons:

Single pair (up to 25A)  
Double pair\* (up to 50A).  
\*Caution: User must connect to both pairs



All dimensions are in inches (millimeters)

© 2002 CRYDOM CORP, Specifications subject to change without notice.

## APPROVALS

UL E116949  
CSA LR81689  
VDE 10143 UG



FastFax Document No. 158  
SERIES HA/HD.  
REV. 031802  
PAGE 2 OF 3

For recommended applications and more information contact:

**USA: Sales Support** (877) 502-5500 **Tech Support** (877) 702-7700 **FAX** (619) 710-8540  
Crydom Corp, 2320 Paseo de las Americas, Ste. 201, San Diego, CA 92154

**Email:** sales@crydom.com **WEB SITE:** http://www.crydom.com

**UK:** +44 (0)1202 365070 • **FAX** +44 (0)1202 365090 Crydom International Ltd., 7 Cobham

Road, Ferndown Industrial Estate, Ferndown, Dorset BH21 7PE, **Email:** intsales@crydom.com.

**GERMANY:** +49 (0)180 3000 506



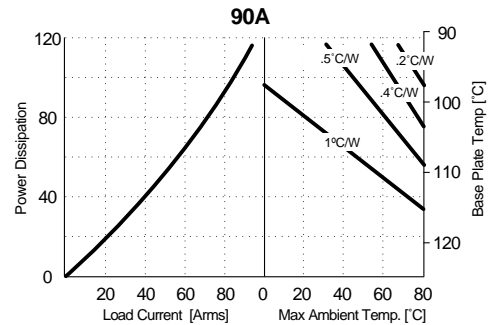
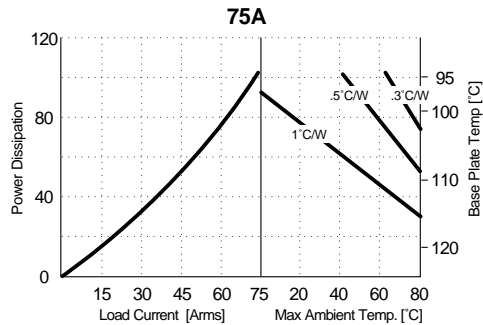
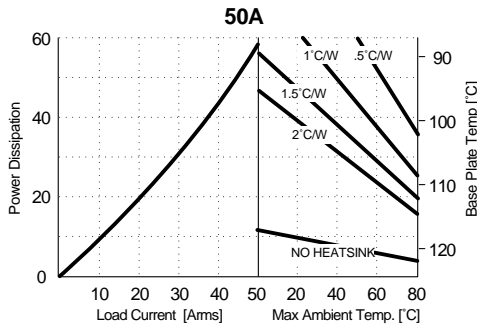
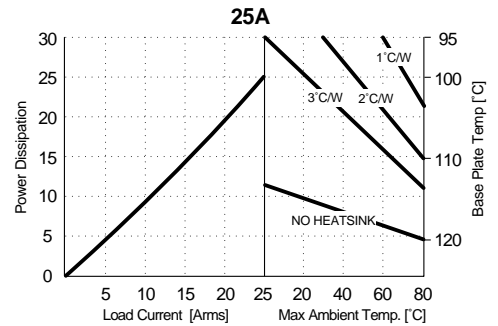
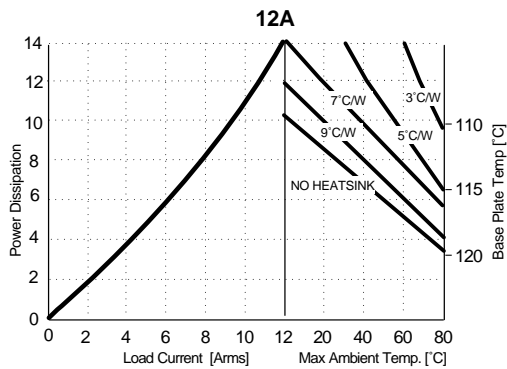
# Series HA, Series HD

12-90Amp • 480 Vac • AC Output

# CRYDOM

Control over power

## CURRENT DERATING CURVES



© 2002 CRYDOM CORP, Specifications subject to change without notice.

For recommended applications and more information contact:

**USA: Sales Support** (877) 502-5500 **Tech Support** (877) 702-7700 **FAX** (619) 710-8540

Crydom Corp, 2320 Paseo de las Americas, Ste. 201, San Diego, CA 92154

**Email:** sales@crydom.com **WEB SITE:** <http://www.crydom.com>

**UK:** +44 (0)1202 365070 • **FAX** +44 (0)1202 365090 Crydom International Ltd., 7 Cobham Road, Ferndown Industrial Estate, Ferndown, Dorset BH21 7PE, **Email:** intsales@crydom.com.

**GERMANY:** +49 (0)180 3000 506

