

Customer Information Sheet

DRAWING No.: M80-486XXXX

SHEET 2 OF 2

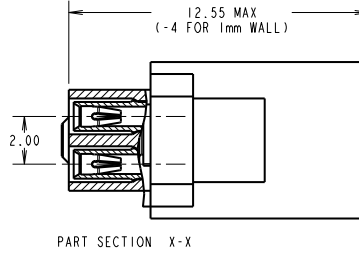
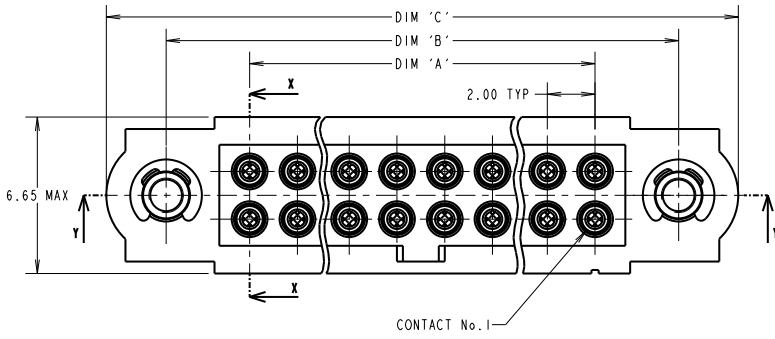
IF IN DOUBT - ASK

©

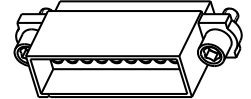
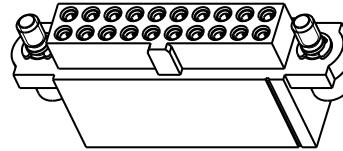
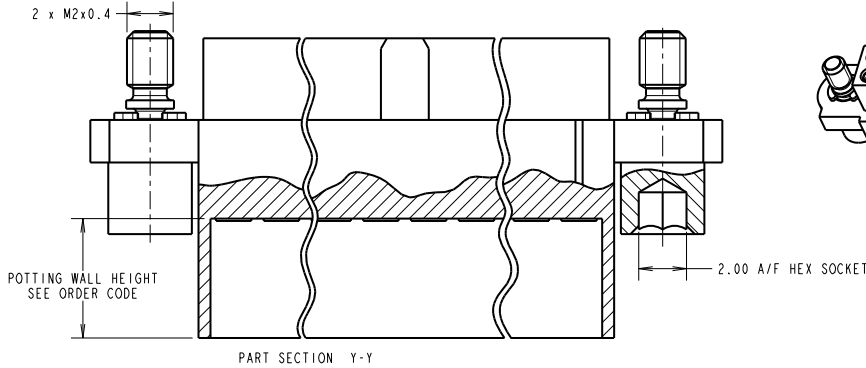
NOT TO SCALE

THIRD ANGLE PROJECTION

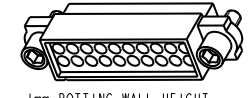
ALL DIMENSIONS IN mm



SPECIFICATIONS:
MATERIAL:
 Moulding = GLASS-FILLED PPS, UL94V-0, BLACK
 CONTACT CLIP = BERYLLIUM COPPER
 CONTACT SHELL = COPPER ALLOY
 JACKSCREW, CIRCLIP = STAINLESS STEEL
FINISH (ALL OVER NICKEL):
 05 = 0.3µ GOLD CLIP, 0.25-0.3µ GOLD SHELL
 42 = 0.3µ GOLD CLIP, 3.5-5.0µ 100% TIN SHELL
 OVER 1.0 - 2.0µ NICKEL
ELECTRICAL:
 CURRENT RATING AT 25°C = 3.0A MAX
 CURRENT RATING AT 85°C = 2.2A MAX
 WORKING VOLTAGE = 120V AC/DC
 VOLTAGE PROOF = 360V AC/DC
 CONTACT RESISTANCE = 25 mΩ MAX
 INSULATION RESISTANCE = 100 MΩ MIN
MECHANICAL:
 DURABILITY = 500 OPERATIONS
 INSERTION FORCE (Ø0.5mm GAUGE) = 2.8N MAX
 WITHDRAWAL FORCE (Ø0.5mm GAUGE) = 0.2N MIN
ENVIRONMENTAL:
 TEMPERATURE RANGE = -55°C TO +125°C
PACKING:
 LOOSE
 FOR COMPLETE SPECIFICATION, SEE
 COMPONENT SPECIFICATION C005XX
 (LATEST ISSUE)



5mm POTTING WALL HEIGHT



1mm POTTING WALL HEIGHT

ASSEMBLY PART No.	No. OF CONTACTS	DIM 'A'	DIM 'B'	DIM 'C'
M80-48606XXX	6	4.00	11.00	16.00
M80-48610XXX	10	8.00	15.00	20.00
M80-48612XXX	12	10.00	17.00	22.00
M80-48614XXX	14	12.00	19.00	24.00
M80-48618XXX	18	16.00	23.00	28.00
M80-48620XXX	20	18.00	25.00	30.00
M80-48626XXX	26	24.00	31.00	36.00
M80-48634XXX	34	32.00	39.00	44.00
M80-48642XXX	42	40.00	47.00	52.00
M80-48650XXX	50	48.00	55.00	60.00

- NOTES:**
- CONNECTORS ARE SUPPLIED WITH CONTACTS LOOSE.
 - FOR EXTRA CONTACTS, USE PART NUMBER M80-0130005 FOR M80-486XX05 AND M80-0130001 FOR M80-486XX42.
 - RECOMMENDED WIRE TYPE = BS 3G 210 TYPE A, PTFE INSULATED 24-28 AWG. MAX INSULATION DIAMETER = Ø1.10mm, STRIP WIRE BY 2.00mm.
 - RECOMMENDED HAND CRIMP TOOL = M22520/2-01 WITH POSITIONER T5747. REFER TO TOOLING INSTRUCTION SHEET IS-01 FOR COMPLETE CRIMPING INSTRUCTIONS.
 - CONTACT INSERTION AND EXTRACTION TOOL = Z80-280. REFER TO INSTRUCTION SHEET IS-25 FOR ASSEMBLY INSTRUCTIONS.

ORDER CODE:
M80-486XXXXX

TOTAL No. OF CONTACTS
 06, 10, 12, 14, 18, 20,
 26, 34, 42, 50

FINISH
 05 - GOLD CLIP, GOLD SHELL
 42 - GOLD CLIP, 100% TIN SHELL

POTTING WALL HEIGHT
 BLANK = 5mm
 A = 1mm

SM	8	01.08.11	11389
NAME	ISS.	DATE	C/NOTE
APPROVED: S. MCCULLAGH			
CHECKED: MARK G PLESTED			
DRAWN: MARK G PLESTED			
CUSTOMER REF.:			
ASSEMBLY DRG:			

HARWIN

HARWIN USA TEL: 603 893 5376 FAX: 603 893 5396 mis@harwin.com	HARWIN Europe (UK) TEL: 023 9231 4545 FAX: 023 9231 4590 mis@harwin.co.uk	HARWIN Asia TEL: +65 6 779 4909 FAX: +65 6 779 3868 mis@harwin.com.sg
------------------------------------------------------------------------	------------------------------------------------------------------------------------	--------------------------------------------------------------------------------

THIS DRAWING AND ANY INFORMATION OR DESCRIPTIVE MATTER SET OUT HEREON ARE CONFIDENTIAL AND COPYRIGHT PROPERTY OF THE HARWIN GROUP AND MUST NOT BE DISCLOSED, LOANED, COPIED OR USED FOR MANUFACTURING, TENDERING OR FOR ANY OTHER PURPOSE WITHOUT THEIR WRITTEN PERMISSION.

TOLERANCES
 X = ±1mm
 X.X = ±0.25mm
 X.XX = ±0.10mm
 X.XXX = ±0.01mm
 ANGLES = ±5°
 UNLESS STATED

MATERIAL:
 SEE ABOVE

FINISH:
 SEE ABOVE

S/AREA:
 mm²

TITLE:
 JACKSCREW DATAMATE
 DIL CRIMP (SMALL BORE)
 POTTING WALL FEMALE ASSEMBLY

DRAWING NUMBER:
M80-486XXXX

SHT
 2 OF 2