

Number of contacts

Mounting height

9-37
50



Low-Profile Versions

Stamped solder pins, angled with grounding board locks

Identification	No. of contacts	Part No.	
Performance levels Explanations see page 05.04 Other contact surfaces on request		Performance level 3	Performance level 2
Male connector metal shell with dimples	9 15 25 37	09 65 162 781 . 09 65 262 781 . 09 65 362 781 . 09 65 462 781 .	09 65 162 681 . 09 65 262 681 . 09 65 362 681 . 09 65 462 681 .
Female connector metal shell	9 15 25 37 50	09 66 152 761 . 09 66 252 761 . 09 66 352 761 . 09 66 452 761 . 09 66 552 761 . ¹⁾	09 66 152 661 . 09 66 252 661 . 09 66 352 661 . 09 66 452 661 . 09 66 552 661 . ¹⁾
Please insert digit for flange thread or fitted female screw locks			
M3 ▶ 5 4-40 UNC ▶ 6 fitted screw locks 4-40 UNC ▶ 7			

D-Sub

05
20

¹⁾ Not normally kept in stock

Number of contacts

9-37
50

Mounting height



Low-Profile Versions

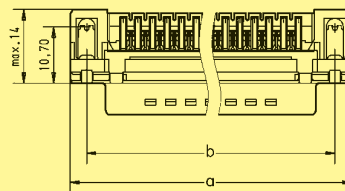
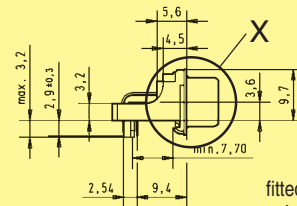
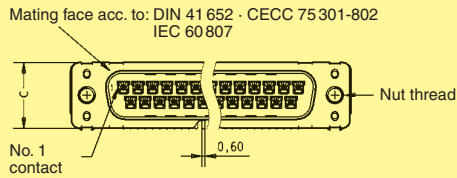
Stamped solder pins, angled with grounding board locks

Identification

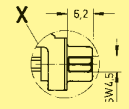
Drawing

Dimensions in mm

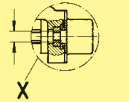
Male connector



fitted screw locks
4 - 40 UNC

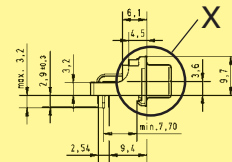
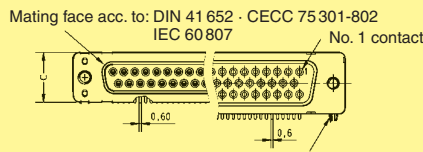


M3 or
4 - 40 UNC

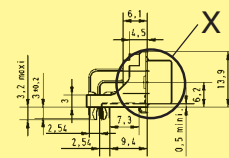
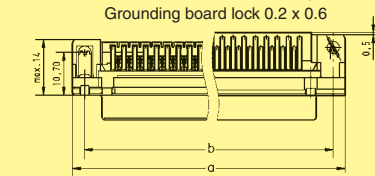


D-Sub

Female connector

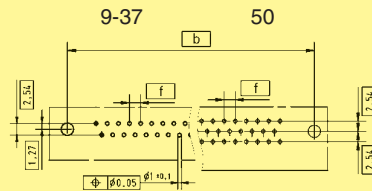


9-37



50

Board drillings



	a	b±0.1	c	f
9	30.90	25.00	12.50	2.74
15	39.20	33.30	12.50	2.74
25	53.10	47.00	12.50	2.76
37	69.40	63.50	12.50	2.76
50	67.00	61.10	15.40	2.76