

Number of contacts

7-27

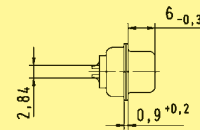
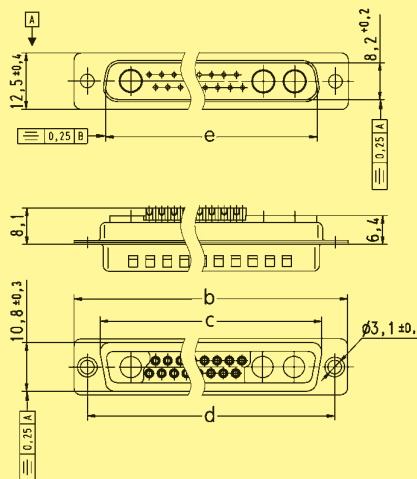


Mixed shells with pre-mounted signal solder cup contacts

Identification	No. of contacts ¹⁾	Part No.			
		male connectors		female connectors	
		Performance level 3	S4 ²⁾	Performance level 3	S4 ²⁾
	7W2	09 69 211 7072	09 69 211 5072	09 69 201 7072	09 69 201 5072
	17W2	09 69 311 7172	09 69 311 5172	09 69 301 7172	09 69 301 5172
	21WA4	09 69 411 7214	09 69 411 5214	09 69 401 7214	09 69 401 5214
	27W2	09 69 411 7272	09 69 411 5272	09 69 401 7272	09 69 401 5272

D-Sub

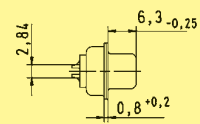
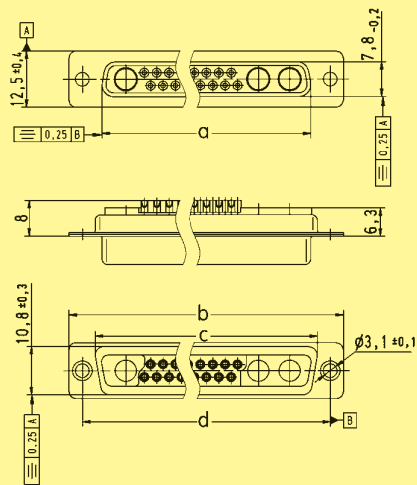
Male connectors



Solder cup termination for AWG 20 (0.5 mm²)

	a	b	c	d	e
7W2	24.6	39.1	27.5	33.30	25.2
17W2	38.3	53.0	41.3	47.04	38.9
21WA4	54.8	69.3	57.7	63.50	55.3
27W2	54.9	69.3	57.7	63.50	55.3

Female connectors



Solder cup termination for AWG 20 (0.5 mm²)

Dimensions in mm

¹⁾ Explanations see page 05.49
²⁾ S4: ≥ 0.76 µm Au

Board drillings see pages 05.76 ff
 Order special contacts separately. See pages 05.67 ff