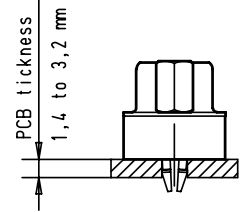
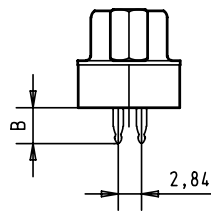
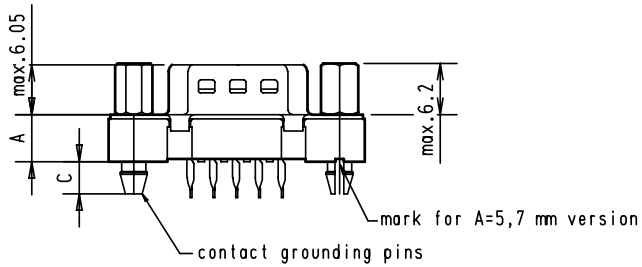
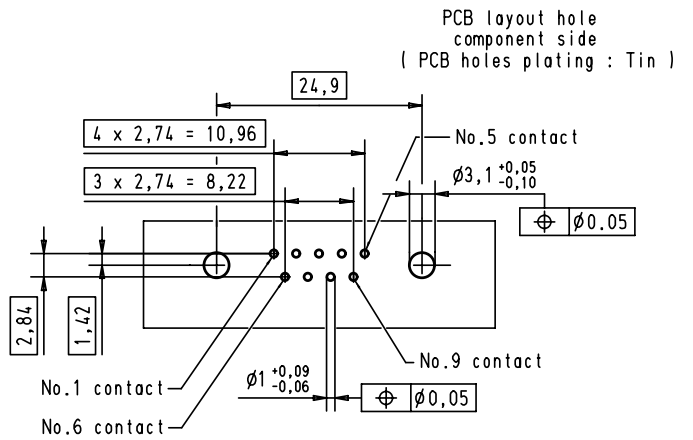
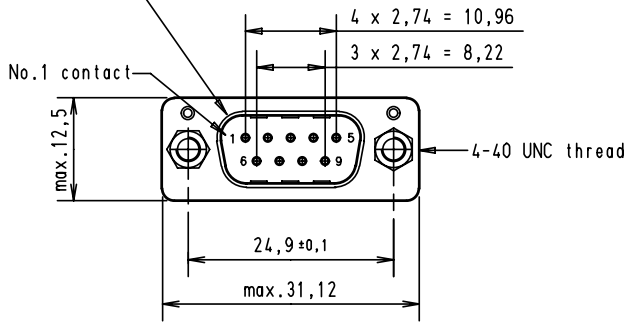




Alle Rechte vorbehalten / All rights reserved



Mating face according to : MIL-C-24308 / DIN 41652 / CECC 75301-802



										Det.	Name	 All Dim. in mm Orig. Size DIN A 3	D-Sub 09 poles straight male connector with press-in termination, version contact grounding pins and screw lock.	Maßstab/ Scale		
										Detail.	05/03/01			jfb	2,5:1	
										Insp.						
										Stand.						
09661647717	3	5.7	4.35	3.9												
09661646717	2	5.7	4.35	3.9		29735	06/11/01	jfb								
09661645717	0.76 µm Au	5.7	4.35	3.9		27980	05/03/01	jfb								
Part number	Performance level	A±0.2	B±0.2	max.C		Mod.	Det.	Name	HARTING EURL F-95972 Paris				TB 0966164x71x Sub.	Blatt / Page 3 /		

09 66 164 6717**D-Sub - S PCB connector**

Other applications

gender	male connector, straight
Termination	none
shell	tinned metal shell with dimples
Number of contacts	9 way
Flange heigh	flange height 5.7 mm
Board fixing	with grounding press-in board locks
flange	with screw lock UNC 4-40
Performance level	Performance level 2
Material	LCP

Note: Obligatory information about HARTING products can be obtained exclusively from the data sheets.

[Inquiry](#)

The data sheet is up to date

2D files

[PDF](#)[DXF](#)

© Copyright 1999-2003 Harting KGaA and its licensors - Any suggestions and bug reports are welcome at: HARKIS@harting.com

09 66 164 5717**D-Sub - S PCB connector**

Other applications

gender	male connector, straight
Termination	none
shell	tinned metal shell with dimples
Number of contacts	9 way
Flange heigh	flange height 5.7 mm
Board fixing	with grounding press-in board locks
flange	with screw lock UNC 4-40
Performance level	Performance level S4
Material	LCP

Note: Obligatory information about HARTING products can be obtained exclusively from the data sheets.



Data sheets are available in following formats

2D files

Typenblatt

Typenblatt

© Copyright 1999-2003 Harting KGaA and its licensors - Any suggestions and bug reports are welcome at: HARKIS@harting.com

09 66 164 7717**D-Sub - S PCB connector**

Other applications

gender	male connector, straight
Termination	none
shell	tinned metal shell with dimples
Number of contacts	9 way
Flange heigh	flange height 5.7 mm
Board fixing	with grounding press-in board locks
flange	with screw lock UNC 4-40
Performance level	Performance level 3
Material	LCP

Note: Obligatory information about HARTING products can be obtained exclusively from the data sheets.

[Inquiry](#)

The data sheet is up to date

2D files

[PDF](#)[DXF](#)

© Copyright 1999-2003 Harting KGaA and its licensors - Any suggestions and bug reports are welcome at: HARKIS@harting.com