


Number of contacts

64, 32

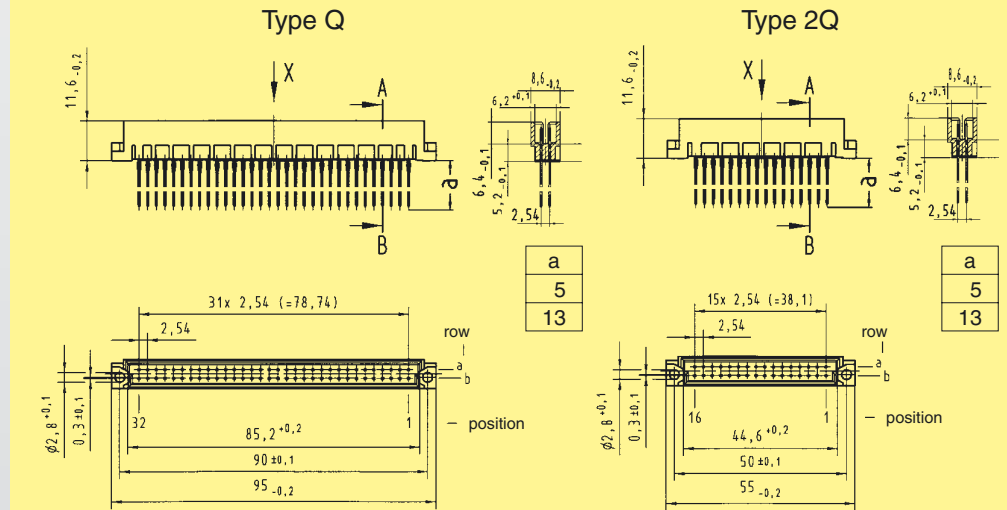


Male connectors

Identification	Number of contacts	Contact arrangement	Part No.	Performance levels according to IEC 60 603-2. Explanation chapter 00		
				3	2	1
Male connector Type Q with press-in terminations 5.0 mm 13 mm	64 62 + 2 [▲]		09 72 164 7904 09 72 164 7954	09 72 164 6904 09 72 164 6954	performance level 1 or special gold plating on request	
	64 62 + 2 [▲]		09 72 164 7985 09 72 164 7974* 09 72 164 7995	09 72 164 6985 09 72 164 6974* 09 72 164 6995		
Male connector Type 2Q with press-in terminations 5.0 mm 13 mm	32 30 + 2 [▲]		09 27 132 7904 09 27 132 7954	09 27 132 6904 09 27 132 6954		
	32 30 + 2 [▲]		09 27 132 7985 09 27 132 7995	09 27 132 6985 09 27 132 6995		

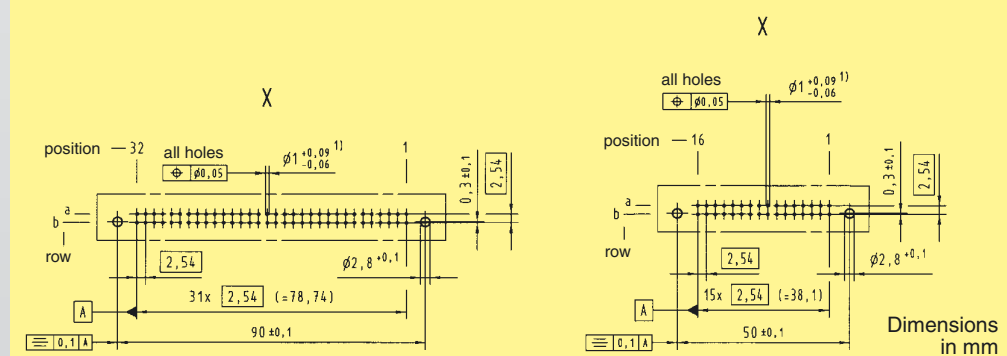
Press-in technology

Dimensions



Board drillings

Mounting side



Dimensions in mm

▲ Male connectors with 2 leading contacts (0.8 mm) pos. a1 and a32/a16
• Wrap posts for interfacing selectively gold plated (performance level 3)
1) refer to recommended configuration of pcb holes, see page 04.04

Other contact arrangements as well with lagging pins on request