


DIN 41 612 · complementary type 2Q



Number of contacts

32



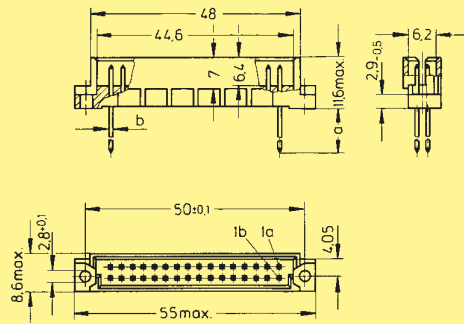
Male connectors

Identification	Number of contacts	Contact arrangement	Part No.	Performance levels according to IEC 60 603-2. Explanation chapter 00		
				3	2	1
Male connector with solder pins 2.5 mm	32 30 + 2 [▲]		09 27 132 7902 09 27 132 7952	09 27 132 6902 09 27 132 6952	Performance level 1 on request	
Male connector with solder pins 4.0 mm	32 30 + 2 [▲]		09 27 132 7903 09 27 132 7953	09 27 132 6903 09 27 132 6953		
Male connector with wrap posts 13 mm	32 30 + 2 [▲]		09 27 132 7907 09 27 132 7957	09 27 132 6907 09 27 132 6957		

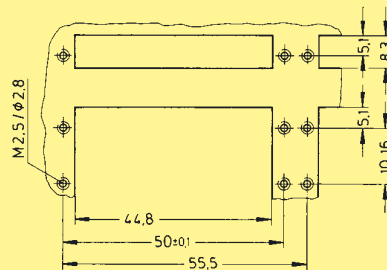
Male connector with press-in pins

Part Nos. and variants see chapter 04

Dimensions

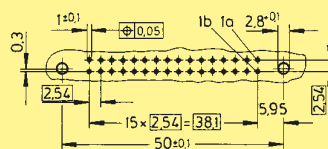


Panel cut out



Board drillings

Mounting side



Dimensions in mm

▲ Male connectors with 2 leading contacts [(0.8 mm) pos. a1 and a16]
Other contact arrangements as well with lagging pins on request

DIN Signal to 2 A