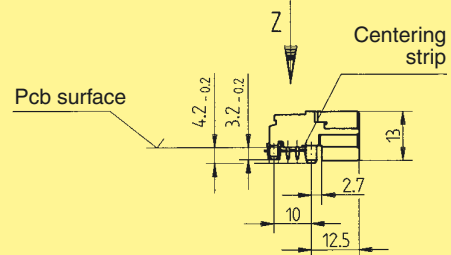
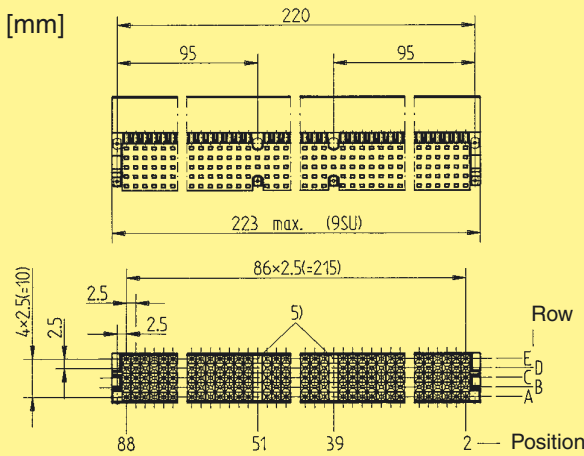


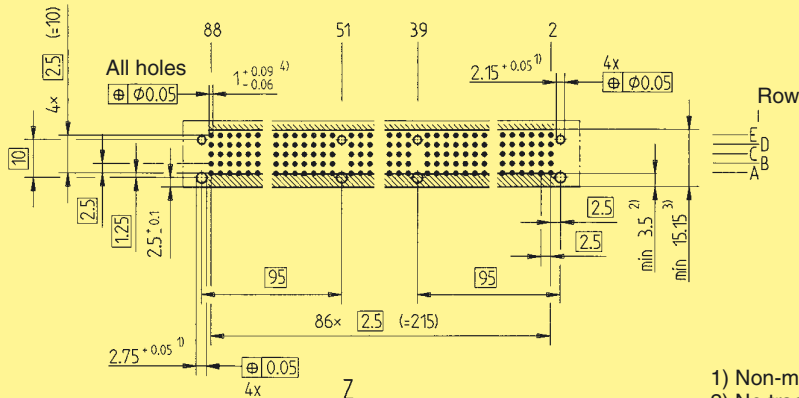
Female connectors, angled

Identification	Number of contacts	Contact arrangement*	Part number
9 SU female connector with press-in termination	132	3	07 29 319 7015 <b>07 29 319 8015</b>
	214	2	07 29 219 7015 <b>07 29 219 8015</b>
	340	8	07 29 819 7015 <b>07 29 819 8015</b>
	425	1	07 29 119 7015 <b>07 29 119 8015</b>

Connector dimensions [mm]



Board drillings (revolved by 90°)



- 1) Non-metallised drillings
- 2) No tracks, except solder eyes
- 3) Limit area of components (valid for both pcb-sides)
- 4) For press-in connection DIN EN 60 352-5
- 5) Apertures for male contacts

\* Contact arrangements see page 09.03

Thin print part numbers: performance level 1  
**Bold print part numbers: performance level 2**