Alle Rechte vorbehalten/ *All rights reserved*

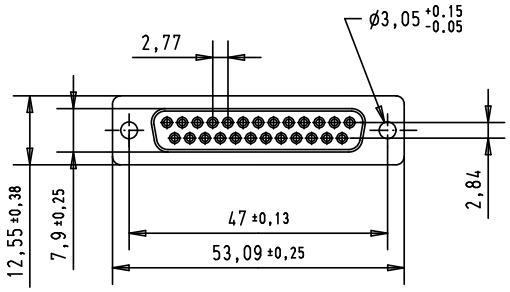

RECOMMENDED PANEL CUTOUT DIMENSIONS
FOR REAR MOUNTING

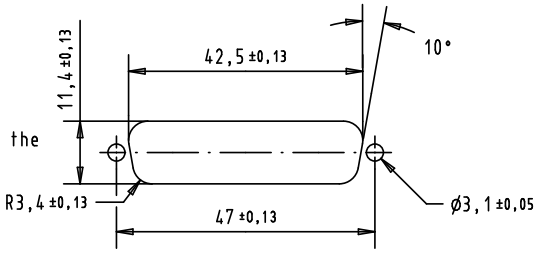

Values are taken from the
CECC 75 301-802

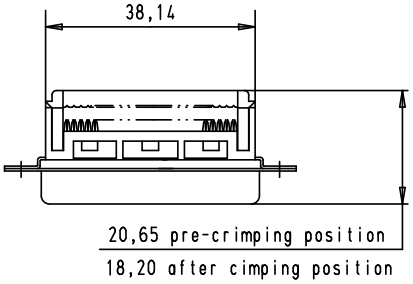

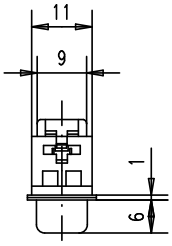

RECOMMENDED PANEL CUTOUT DIMENSIONS
FOR FRONT MOUNTING

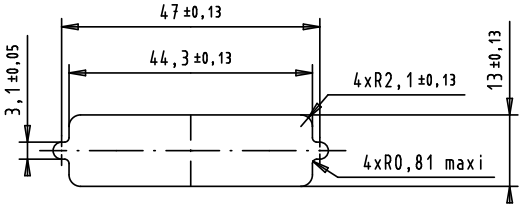

1.27 mm pitch flat cable stranded, wire sizes : AWG 26 to 28

part number	performance level
09 66 318 7500	PL3
09 66 318 6500	PL2

Mod.	Dat.	Name
EC03837	26-SEP-11	BH
EC01902	21-MAY-10	SC
29771	16-APR-02	CV
29756	19-MAR-02	CV
29697	09/07/01	S.H.

	Dat.	Name
Detail.	09/07/01	S.H.
Insp.	26-SEP-11	JB
Stand.		

All Dim. in mm
Orig. Size DIN A 4

HARTING EURL
F-95972 Paris

D-sub, female, 25 poles, straight, IDC, through holes

Maßstab/ *Scale* 1 : 1

TB 09 66 318 x500

Sub.

Blatt/ *Page* 1 / 1

Downloaded from Datasheet.su